Англійська мова

Морська Л.І.
Кучма М.О.

«АНГЛІЙСЬКА МОВА (3-й рік навчання)»

ПІДРУЧНИК ДЛЯ 7 КЛАСУ

загальноосвітніх навчальних закладів

ТЕРНОПІЛЬ
НАВЧАЛЬНА КНИГА – БОГДАН
2015

УДК 811.111(075.3)
ББК 81.2 Англ я72
М79

Рецензенти:

Петращук О.П., доктор педагогічних наук, професор, завідувач кафедри авіаційної англійської мови Національного авіаційного університету м. Києва

Уруська Л.В., методист Тернопільського обласного комунального інституту післядипломної педагогічної освіти

Морська Л.І.
М 79 Англійська мова. Третій рік навчання : підручник для 7 кл. загальноосвіт. навч. закл. / Л.І. Морська, М.О. Кучма. — Тернопіль : Навчальна книга — Богдан, 2015. — 240 с. : іл. + 1 електрон. опт. диск (CD). — Режим доступу: http://www.bohdan-digital.com/edu.

ISBN 978-966-10-3522-4

УДК 811.111(075.3)
ББК 81.2 Англ я72

Охороняється законом про авторське право.
Жодна частина цього видання не може бути відтворена в будь-якому вигляді без дозволу автора чи видавництва.

ISBN 978-966-10-3522-4

© Морська Л.І., Кучма М.О, 2015
© Навчальна книга — Богдан, оригінал-макет, 2015

УМОВНІ ПОЗНАЧЕННЯ

Listen! * Additional tasks

! Grammar Interactive exercises

Піктограмами , у підручнику позначено ті його складові, які можна відкрити у pdf-файлі або скориставшись CD, що входить у комплект.

У зв'язку з великим обсягом електронної складової підручника, у pdf-файлі активною є тільки її частина. Для завантаження всіх матеріалів треба перейти за посиланням: *http://www.bohdan-digital.com/edu*.

CONTENTS

REVISION
Lesson 1 4
Lesson 2 6
Lesson 3 8
Lesson 4 10
Lesson 5 12
Lesson 6 14
Lesson 7 16

UNIT 1. The Place I Live in. My Room
Lesson 8 18
Lesson 9 20
Lesson 10 25
Lesson 11 28
Lesson 12 32
Lesson 13 36
Lesson 14 39
Revision
Lesson 15 43

UNIT 2. Sports and Games
Lesson 16 46
Lesson 17 50
Lesson 18 52
Lesson 19 55
Lesson 20 58
Lesson 21 61
Lesson 22 64
Lesson 23 67
Revision
Lesson 24 69
Lesson 25 72

UNIT 3. Shopping. Food and Drinks
Lesson 26 74
Lesson 27 78
Lesson 28 82
Lesson 29 86
Lesson 30 89
Lesson 31 94
Lesson 32 97
Revision
Lesson 33 100

UNIT 4. Appearance and Character
Lesson 34 104
Lesson 35 108
Lesson 36 111
Revision
Lesson 37 114

UNIT 5. Holidays and Traditions
Lesson 38 116
Lesson 39 120
Lesson 40 124
Lesson 41 127
Lesson 42 130
Revision
Lesson 43 134

UNIT 6. The Nature
Lesson 44 138
Lesson 45 143
Lesson 46 147
Lesson 47 149
Lesson 48 153
Lesson 49 156
Revision
Lesson 50 158
Lesson 51 160

UNIT 7. Travelling. Great Britain. Ukraine
Lesson 52 162
Lesson 53 165
Lesson 54 167
Lesson 55 172
Lesson 56 175
Lesson 57 179
Lesson 58 182
Revision
Lesson 59 186
Lesson 60 190

UNIT 8. School Life
Lesson 61 192
Lesson 62 194
Lesson 63 197
Lesson 64 199
Lesson 65 202
Lesson 66 205
Lesson 67 207
Lesson 68 209
Revision
Lesson 69 212
Lesson 70 214
Lesson 71 (Final) 217
Supplementary Reading *219*
Grammar Reference *227*
Irregular Verbs *232*
English-Ukrainian Dictionary *234*
Ukrainian-English Dictionary *237*

Revision

Lesson 1

1. Listen and read the dialogue. Act it out in pairs.

Mykhailyk: Hello! Who are you?

Buggy: I am Buggy, the Knowledge Bug.

Mykhailyk: Where are you from?

Buggy: I am from Great Britain. I am here in your book to help you with your English.

Mykhailyk: That's great. Let's go and speak English.

Buggy: With pleasure. That's what I always want to do.

2. Look at the clocks and tell the time.



Model: What is the time? — It's quarter past twelve.

3. Interview your friend. The questions below can help you. Then answer your friend's questions.

What is your name?
What is your surname?
What is your patronymic?
What is your full name?
Spell your name, please.
How old are you?
What's your nationality?
What country are you from?
Where do you live?
What street do you live in?

4. Use the pictures to speak about Mykhailyk's summer holidays.

5. Make up a story about your summer holidays.

Lesson 2

1. Listen and read the dialogue. Act it out in pairs.

Jane: Mother and Father, this is Buggy, the Knowledge Bug. It is my new friend this year.
Mrs. Blake: How do you do, Buggy?
Mr. Blake: How do you do?
Buggy: How do you do? I am pleased to meet you. Jane is a good girl.
Mrs. Blake: Thank you. Jane is very happy to make friends with you.

At the Party

Charles: Hello, I am Charles. This is my friend, Jack.
Jane: It's good to meet you, Jack and Charles. I am Jane, and this is my friend, Buggy.
Charles: My pleasure, Jane.
Jack: Hello, Jane and Buggy. It's nice to meet you. It's a lovely birthday party.
Jane: Yes, it is. Everything is very nice.

2. Answer the questions.

1. What colour are your mother's eyes?
2. What colour are your father's eyes?
3. What colour is your mother's hair?
4. What colour is your father's hair?
5. What colour are your friend's eyes?
6. What colour is your friend's hair?
7. Is your hair long?
8. What colour is your hair?
9. Are you grey-eyed?
10. What colour are your eyes?

3. Find 10 differences in the pictures.

Model: There is (are) ... in picture A, but ... .

A

B

4. Look at the pictures and say what seasons are in them.

5. Listen and read the rhymes. Learn one of them by heart.

Seasons

In spring the trees are green,
In autumn they are red and brown.
In summer the sun is bright,
In winter the snow is white.
But I can play and I can sing
In summer, and winter, in autumn, and spring.

"In winter I ski and skate," says little Kate.
"In summer I like to swim," says little Jim.
"And what do you do in spring?"
"In spring we play and sing."

Clouds

What's fluffy, white, and floats up high,
Like piles of ice-cream in the sky?
And when the wind blows hard and strong,
What brings the rain?
What brings the snow?
That showers down on us below?

6. Describe your favourite season.

7. Listen and read the dialogue. Act it out in pairs.

Jane: What season is it now?
Buggy: Look, the leaves are yellow, red and brown.
Jane: Yes, and it is raining now. The sky is grey.
Buggy: And birds fly away to warm countries.
Jane: I see. It's autumn now.

Lesson 3

1. Listen and read the dialogue. Act it out in pairs.

Buggy: Hello, Jane. Nice to see you.
Jane: Hi, Buggy. Nice to see you, too.
Buggy: Jane, tell me about your family.
Jane: My family is very friendly. It is very large.
Buggy: Have you got a sister or a brother?
Jane: I have got a sister, and a brother.
Buggy: What is your sister's name?
Jane: Her name is Beth.
Buggy: Have you got a cousin?
Jane: Yes, I have got three cousins. Their names are Nick, Laura, and Ted.
Buggy: Where do your aunt and uncle live?
Jane: They live in London.

2. Match the words with their translations.

1. parents	a) племінниця
2. cousin	b) чоловік
3. relative	c) тітка
4. child	d) дружина
5. daughter	e) батьки
6. husband	f) двоюрідний (брат чи сестра)
7. niece	g) родич
8. aunt	h) дочка
9. wife	i) дитина

3. Agree or disagree as in the model. Use the picture of Jane's family tree.

Model: Mark is Jane's brother. — Yes, he is.
Victor is Jane's brother. — No, he isn't. He is Jane's father.

1. Sally is Jane's aunt.
2. Ann is Jane's aunt.
3. Edward is Jane's uncle.
4. Mary and Edward are Jane's grandparents.
5. Sally and Victor are Jane's parents.
6. Sally is Bill's wife.
7. Laura is Jane's cousin.
8. Ted is Bill's son.
9. Ann and Chris are Mary's children.



10. Victor is Edward's son.
11. Tom is Mary's grandson.
12. Beth is Nick's cousin.
13. Ted is married.
14. Ted, Mark, and Nick are Edward's grandchildren.
15. Susan is Jane's niece.

4. Interview your friend. Use the table given below.

Do Does	you your parents your friend your sister your relatives your uncle	often always sometimes	bring come to see visit write go send make buy	bread? their friends? presents to you? your relatives? breakfast? letters? vegetables and fruit? shopping?

5. Ask your classmate about his (her) family (6–8 questions).

6. Write in English.

1. Моя сім'я дуже велика і дружна. 2. Мої родичі живуть у Донецьку. 3. У мене є два двоюрідні брати. 4. Як звуть твого дядька? 5. Де живе твоя тітка? 6. У тебе є племінник? 7. Як звати твоїх дідуся та бабусю?

Lesson 4

1. Listen and read the dialogue. Act it out in pairs.

Jane: What are your parents' jobs?
Andy: My father is a driver and my mother is a nurse.
Mykhailyk: My mother is a teacher and my dad is a doctor.
Kate: My parents are engineers. And what do your parents do?
Jane: My mother doesn't work and my father is a dentist.

2. Look around. Say what things there are in your classroom, where they are, and tell their colours.

3. In pairs make up dialogues describing your rooms.

Model: — Have you got your room?
— Yes, I have.
— What is it like? Is it large?
— No, it isn't large. But it is not small.
— How many windows are there in your room?
— There is one window in my room.
— Is there a table in your room? Where is it?
— Yes, there is. It's near the window.

4. Answer the questions.

1. What day is it today?
2. What date is it today?
3. What season is it now?
4. What is the time now?
5. How many pupils are there in the classroom?
6. What year is it now?
7. What year were you born?

5. Imagine you met a boy from another country. Ask him the questions given below. Then write down his possible answers (into your exercise-books).

1. What country are you from?
2. What is your nationality?
3. Do you live in a village or a town?
4. Is your town (village) big or little?
5. What is the name of your town (village)?
6. What street do you live in?

6. Answer the questions.

Model: What's your classroom's name/number?

— It's Art Room/number 38.
— What is it like? Is it large?
— No, it isn't. But it's not small.
— How many windows (desks/lamps/pictures) are there in your classroom?
— There are three/two windows (15 desks/6 lamps/4 pictures) in our classroom.
— Where's the teacher's table (blackboard)?
— It's near the window (in front of the pupils' desks).

7. Describe the room in the picture.

Lesson 5

1. Use the pictures in exercise 1 (lesson 4) and say as it is given in the model.

Model: The man in picture 1 is Andy's father.

2. Listen and read the dialogue. Act it out in pairs.

Buggy: Jane, why are you still in bed? It's half past eight already.
Jane: Then what?
Buggy: You must get up and go to school.
Jane: I don't go to school today.
Buggy: But why?
Jane: Because it's a weekend. Today is Saturday.
Buggy: Oh!

3. Look at the pictures and say what the girl usually does every day.

4. Look at the picture and do the puzzle.

1 – d/k
2 – r/r
3 – e/r
4 – p/n
5 – b/k
6 – p/l

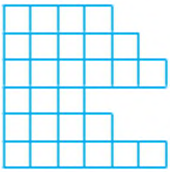

5. Write about your ordinary school day.

6. Answer the questions.

1. Do you always do your morning exercises? What time do you do them?
2. What time do you usually get up?
3. Who or what wakes you up?
4. Do you get up just after you wake up? (Do you stay in bed after you wake up?)
5. How much time does it take your parents to wake you up?
6. What do you usually do in the evening?
7. What time do you go to bed?
8. How much time does it take you to do your lessons?

Lesson 6

1. Listen and read the dialogue. Act it out in class with your classmates.

Knowledge Bug (Buggy): Hello, ladies and gentlemen. And welcome to "What are they doing?"
Members: Hello!
Buggy: Now, listen. There is a girl. What's she doing?
Member 1: I don't know.
Buggy: Well, where is she?
Member 2: She is in the bathroom.
Buggy: Yes, she is. But what's she doing?
Member 2: She is having a shower.
Buggy: No, she isn't. She isn't having a shower.
Member 3: She is having a bath.
Buggy: Yes. That's right. She is having a bath. Congratulations!

2. Listen and read the dialogue. Act it with your partner and then make up a similar one.

Jane: Can you help me, Sir?
Man: Sure. What's the problem?
Jane: What's the time, please?
Man: It's ten o'clock.
Jane: Ten o'clock?
Man: Yes, it is.

3. Read and then write down the children's telephone numbers. There is a model to help you.

Model: Tom — 118-03-47
Tom's telephone number is double one eight zero (['zɪərəʊ]) three four seven.

Bill:	130-25-41	Jack:	144-36-60
Brenda:	991-82-75	Kate:	915-54-86
Ted:	848-82-72	Sam:	786-63-29

4. Work in pairs as it is given in the model.

Model: There are two large windows in my room. — My room has got two large windows.
There are four books in your bag. — You have got four books in your bag.

1. There is a nice door in our kitchen.
2. There are four rooms in my flat.
3. There are twenty five pupils in our class.
4. There is one child in my aunt's family.
5. There is a red pencil in your pencil-box.
6. There is an apple in my bag.

5. Write the answers to the following questions.

1. Where do you live?
2. What street do you live in?
3. What floor do you live on?
4. How many rooms do you have?
5. What do you do in your room?
6. What is there in your room?
7. Do you have a telephone?
8. What's your telephone number?

6. Object to the following statements. There is a model to help you.

Model: We live in England. — You are not right. We do not live in England. We live in Ukraine.

1. London is the capital of Ukraine.
2. We can speak French.
3. Tom is a Ukrainian name.
4. We are the pupils of the third form.
5. We study at university.

Lesson 7

1. Listen and read the dialogue. Act it out in pairs.

Buggy: Hello, Jane.
Jane: Hello, Buggy. What are you doing this evening?
Buggy: I am staying at home. What are you doing?
Jane: I am going to the cinema.
Buggy: Oh! Can I come?
Jane: Why not!? (а чому б і ні?)

2. Look at the pictures and read the sentences.

! 00:00–12:00 = a.m. (anti meridiem) — before noon
12:00–24:00 = p.m. (post meridiem) — after noon

7 a.m.

1 p.m.

1 p.m.

1 a.m.

1. 15:10 — It's ten (minutes) past three p.m.
2. 9:20 — It's twenty (minutes) past nine a.m.
3. 17:45 — It's a quarter to six p.m.
4. 4:30 — It's half past four a.m.

3. Look at the pictures and tell the time. Use a.m. or p.m.

4. Read the names of the hobbies (use the dictionary if necessary) and say what hobbies the members of your family have. There is a model to help you.

Model: My sister's hobby is listening to music.

Listening to music (the news on TV), reading books (newspapers, magazines), watching TV, collecting stamps (coins, pictures), sports, singing, dancing, cooking, travelling, fishing, taking photographs, picking mushrooms.

5. Write down the names of the months.

6. Find the rhyming words.



7. Listen and read the dialogue. Act it out in pairs.

Jane: Who is this, Buggy?
Buggy: That's my mother, and this is my father.
Jane: Is this your sister?
Buggy: Yes, and this is my brother.
Jane: This is a nice house. Is this your house, Buggy?
Buggy: Yes, it is. Thank you.
Jane: Who is this?
Buggy: That's my uncle. He is a very nice man. Well, that's all.
Jane: Thank you, Buggy.

Unit 1

THE PLACE I LIVE IN. MY ROOM

Lesson 8

1. Listen and read the dialogue. Act it out in pairs.

Mykhailyk: Excuse me, Sir. Can you help me, please?
Policeman: I think I can. What's your problem?
Mykhailyk: Where is the park?
Policeman: The park? It's over there. On the left.
Mykhailyk: Oh, thank you very much.
Policeman: You are welcome.

2. Look at the pictures and read the words. Try to guess their meanings.

skyscraper

city

village house

garden

multistoreyed block of flats

storey

private cottage

suburb

3. Listen and read the text, pay attention to the words in bold type ([bəuld taip] — виділені жирним шрифтом).

The Places We Live In

People can live in **villages**, small **towns**, or big **cities**.

If a city is the place you live in, then you live in a **multistoreyed** block of flats (or as the Americans call it an **apartment building**) or a **private cottage** in the **suburb** of the city.

There are many high buildings in such big cities as Kyiv, Kharkiv, Lviv and Donetsk. There are more than thirty **storeys** in such houses, that's why people call them **skyscrapers**. There is usually a **lift** in a skyscraper to help you to get to the top of that building.

Many people live in small towns and villages. They have their private houses or cottages. There is usually a **garden** with many vegetables and fruit trees in it. People like to work in their gardens.

4. Make up as many sentences as you can using the tables given below. Then write them down into your exercise-books.

a)

People	in	large cities towns villages the countryside the suburb	live rent (винаймати)	in private cottages. in apartment buildings. a house. in multistoreyed blocks of flats. in skyscrapers. an apartment.

b)

There	are is	a lift many apartments some rooms many storeys	in	an apartment building. a skyscraper. a cottage.

5. Sort out the words into groups of synonyms.

A flat, a multistoreyed block of flats, a private house, a high building, an elevator, a skyscraper, a cottage, an apartment building, an apartment, a lift.

Model: an elevator — a lift

6. Unscramble the words and make up a sentence with each word.

lymtltoreeuds, pmnaeartt, kspcaerysr, taecotg, eapvirt, brsubu, laevlgi

7. Listen and read the dialogue. Act it out in pairs.

Mother: Johnny, what are you doing? Why are you throwing paper in the street? Can't you see there is a garbage can over there?

Johnny: But, mother, there is much dirt and garbage in this street.

Mother: Because people like you throw things in the street. That's why it is dirty.

Lesson 9

1. **Look at the picture and translate the words into Ukrainian. Then write them down into your vocabularies.**

1 — garage ['gara:(d)ʒ]
2 — roof [ru:f]
3 — chimney ['tʃɪmnɪ]
4 — gutter ['gʌtə]
5 — mailbox ['meɪlbɒks]
6 — gate [geɪt]
7 — fence [fens]
8 — window ['wɪndəʊ]
9 — door [dɔ:]

2. You have words in column A and their translations in column B. Match translations with the words.

A	B
fence	багатоповерховий
multistoreyed	сільська місцевість
skyscraper	ринва
chimney	квартира
suburb	огорожа
gutter	димар
countryside	околиця
apartment	хмарочос

3. Look at the pictures and read the words.

school

concert hall

grocery store

church

bank

police-office

post-office

chemist's

4. Look at the picture and answer the questions. Use the prepositions ([ˌprɛpəˈzɪʃ(ə)ns] — прийменники) from the box.

opposite, across, behind, to the left of, to the right of, next to, between

1. Where is the school?
2. Where is the concert hall?
3. Where is the bank?
4. Is the school opposite or behind the Chemist's?
5. Where is the garbage-can ([ˈɡɑːbɪdʒkan] — смітник)?
6. Where is the green car?
7. Where is the grocery store?
8. Is there a church next to police-office?
9. Is the chemist's to the left or to the right of the bank?
10. Where is the police-office?

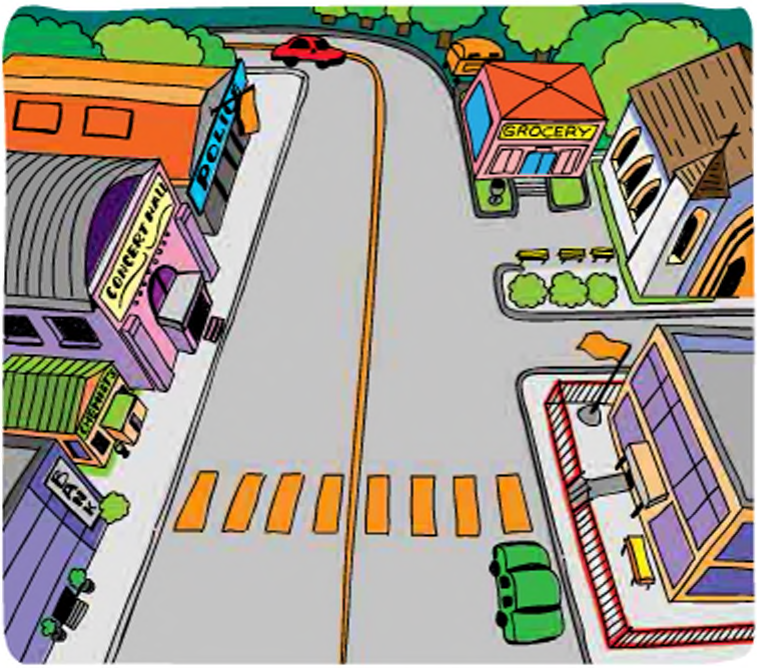

5. Complete the sentences with the appropriate words from the box.

school, chemist's, post-office, police-office, church, grocery store, concert hall, bank

1. You can post your letters and parcels at a ... .
2. You can buy food at a ... .
3. You can go to ... to glorify God.
4. Teachers teach you different subjects at a ... .
5. You can borrow money from a ... .
6. You can buy medicine at a ... .
7. You can see performances of different actors, singers, music bands in a ... .
8. When you are in trouble you call a ... .

6. Interview your partner. The questions given below can help you.

1. Do you like your street?
2. What can you see in your street?
3. Can you see many cars and buses there?
4. What must you do before you cross the street?
5. What must you do when the light is red?
6. What can you do when the light is green?

7. Listen, read and learn the rhymes.

***

Trams and cars in our town
Run up and down.
Stop! Look at the light!
First look to the left
And then to the right.

***

Stop! Look! Listen!
Before you cross the street.
Use your eyes, use your ears,
And then use your feet.

Traffic lights

Look to this side,
Look to that side.
The green says, «Go!»
Now go slow.
The red says, «Stop!»
Now do so.

8*. Answer the questions.

1. What kind of house do you live in?
2. How many storeys has your house got?
3. What floor is your flat (apartment) on?
4. Is there a balcony in your flat/house?
5. Is there a telephone in your flat/house? What's your telephone number?
6. How many rooms have you got in your flat/house? What are they?

9*. Read the instructions and draw "the house of your dream".

- Draw a yard. There is a fence around it. The fence must be brown.
- Draw some green grass in the yard. There are also some beautiful bright flowers. They are of different colours.
- Then draw a two-storeyed cottage with a chimney. The chimney has to be grey. But the roof is red.
- There are three windows on the first floor (на другому поверсі). They must be yellow. And there are two windows on the ground floor (на першому поверсі). They are green.
- Then draw an orange door to your house.

Lesson 10

1. Listen and read the dialogue. Act it out in pairs.

Buggy: I heard that you moved into a new flat. Tell me about it.

Jane: Well, it's large and comfortable. It has all modern conveniences, you know — gas, electricity, central heating, hot and cold running water.

Buggy: Is there a telephone in your flat?

Jane: Oh, yes, there is.

Buggy: How many rooms are there in your flat?

Jane: There are three rooms in it: a living room, a bedroom, and a study ([ˈstʌdi] — робочий кабінет).

Buggy: What floor is your flat on?

Jane: It's on the third floor in a 9-storeyed building.

2. Read the words with their translations.

modern conveniences	[ˈmɒd(ə)n kənˈviːnɪənɪz]	сучасні (комунальні) зручності
electricity		електроенергія
gas	[ˌɪlɛkˈtrɪsɪti]	газ
cold and hot running water	[gas]	холодна і гаряча вода
central heating		центральне опалення
comfortable	[ˈsɛntr(ə)l ˈhiːtɪŋ]	зручний
to move into a flat	[ˈkʌmf(ə)təb(ə)l]	переїжджати у квартиру

3. Match column A with column B to have words or word-combinations. Then make up 5 sentences with the word-combinations.

Model: My country house is rather small, but it is very comfortable.

A	B
country	conveniences
central	building
mall	house
modern	scraper
multi	water
private	heating
sky	side
running	box
apartment	storeyed

4. Answer the questions given below.

1. Do you live in a flat or a private house?
2. What floor is your flat on?
3. How many storeys are there in the building you live in? Is there an elevator (lift) in it?
4. How many rooms are there in your flat/house?
5. Is there a balcony in your flat/house?
6. What modern conveniences has your flat/house got?
7. Is there a telephone in your flat/house? What's your telephone number?

5. Listen, read and learn the rhyme.

The Farmer

Sun is coming up — farmer's out the door,
He is going to milk the cows, and start his daily chores.
Sun is going down — horse is in the stable,
All the fields are planted now, supper's on the table.

6. Look at the pictures and say what the people are doing. Use the words given below.

to feed the horse, to milk the cow, to repair the bicycle,
to water the flowers, to work in the garden, to feed the dog

7*. Write in English.

1. Я живу у селі. 2. Наші родичі живуть у великому місті. Там є багато хмарочосів. 3. Вчора ми їздили провідати своїх дідуся і бабусю. Вони живуть у сільській місцевості. 4. Скільки поверхів у твоєму будинку? 5. Твій дядько має приватний котедж? 6. Що робить зараз твоя бабуся? — Вона працює у саду. 7. Якого кольору дах у твоєму будинку? — Він коричневий.

8. Listen and read the dialogue. Act it out in pairs.

Jane: Where is Mykhailyk?
Buggy: He went to the countryside.
Jane: Why did he go there?
Buggy: To visit his grandparents.
Jane: We also must go to the countryside.
Buggy: Why?
Jane: To breathe ([bri:ð] — дихати) some fresh air.

9*. Correct mistakes as it is given in the model.

Model: People in the countryside live in skyscrapers. — People in the countryside don't live in skyscrapers. They live in private houses.

1. People in the countryside live in multistoreyed blocks of flats.
2. People in the suburb live in skyscrapers.
3. People in large cities usually live in private cottages.
4. People in towns live in skyscrapers.
5. People in villages live in apartment buildings.
6. People in villages usually rent an apartment.

10. Speak about the place you live in.

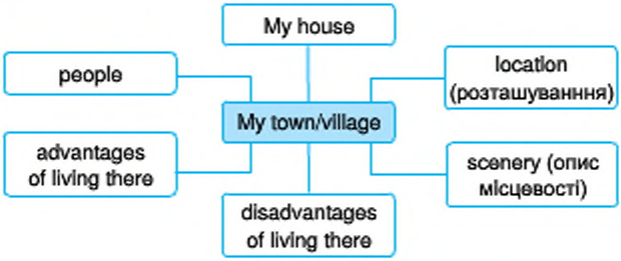

Lesson 11

1. Listen and read the dialogue. Act it out in pairs.

Estate agent ([ɛˈsteɪt ˌeɪdʒ(ə)nt] — *агент з продажу нерухомості*): This is a nice apartment, Miss Brown. Here is the plan.
Miss Brown: Hmmm.
Estate agent: There is a living room. There is a kitchen, a bedroom, a bathroom, and there is a toilet.
Miss Brown: Is there a balcony in it?
Estate agent: No, there isn't.
Miss Brown: Is there a telephone?
Estate agent: No, there isn't a telephone. But it is a nice apartment, believe me.

2. Read the words and word combinations with their translations.

a bookcase	[ˈbʊkkeɪs]	книжкова шафа
a carpet	[ˈkɑːpɪt]	килим
a chair	[tʃɛː]	крісло
a cosy sofa		зручний диван
a lamp/chandelier	[læmp/ˌʃændəˈlɪr]	лампа, люстра
a TV-set	[ˈtiːvisɛt]	телевізор
a vase with flowers		ваза з квітами
a wardrobe	[ˈwɔːrdrəʊb]	шафа для одягу
a window-sill	[ˈwɪndəʊsɪl]	підвіконня
an armchair	[ˈɑːmtʃeə(r)]	м'яке крісло
a flower-pot	[ˈflaʊəpɒt]	вазон
to have a rest		відпочивати

!

at the wall	біля стіни
behind	позаду
in front of the sofa	навпроти дивана
in the ceiling	на стелі
in the corner of the room	у кутку кімнати
in the middle of the room	посередині кімнати
near the window	біля вікна
to the left (right) of the sofa	зліва (справа) від дивана

3. Look at the picture of Jane's room, listen and read the text about it.

Jane lives in a nice flat on the second floor in a new building. Her flat is large. It has got three rooms. Jane has got her room. It is large and light. There are two big windows in the room. A lot of flower-pots are on the window-sills.

There is a nice carpet on the floor. In the middle of the room there is a table. There is a vase with beautiful flowers on the table. Near the window there is a bookcase with many interesting books.

There is a bed at the wall. To the left of the bed there is a sofa. It is very cosy. Jane likes to have a rest there. In front of the sofa there are two armchairs. In the corner of the room there is a TV-set. Jane likes to watch TV when she does not study or go to school. To the right of the TV-set there is a wardrobe. There is also a desk near the wardrobe where Jane does her lessons. There is a nice chandelier in the ceiling.

Jane likes her room very much.

!

A (before consonants — приголосні) and **an** (before vowel sounds — голосні) are indefenite articles.

A and **an** are the indefinite articles. They refer to something **not specifically known** to the person you are communicating with.

*Example: I saw **an** elephant this morning.*

We use the definite article **the** in front of a noun when we believe the **hearer/reader knows** exactly what we are referring to.

*Example: I saw **an** elephant this morning. **The** elephant was really big!*

*She's got two children: **a** girl and **a** boy. **The** girl's eight and **the** boy's fourteen.*

4. Fill in the blanks with *a/an* or *the*.

1. This is ... ball. The ball is blue.
2. There is ... cosy sofa in my room. There are two nice pillows on ... sofa.
3. It is ... computer. ... computer is on the desk.
4. There is one big window in my room. There are many flower-pots on ... window-sill.
5. There is ... table with four chairs in ... middle of my room. ... vase with flowers is on ... table.

5. Read the rhyme and draw the room described in it.

There Is a Room In My House

There is a room in my house,
It's a very fine room,
It's a very fine room, indeed.
There is a bed in the room,
In the room in my house.
It's a very fine bed, indeed.
There is a lamp by the bed
In the room in my house,
It's a very fine lamp, indeed.
There is a wardrobe by the lamp,
By the bed in the room in my house.
It's a very fine wardrobe, indeed.
There is a table by the wardrobe,
By the lamp, by the bed
In the room in my house.
It's a very fine table, indeed.

There is a chair by the table,
By the wardrobe, by the lamp,
By the bed in the room in my house.
It's a very fine chair, indeed.
There is a person on the chair,
By the table, by the wardrobe,
By the lamp, by the bed
In the room in my house.
It's a very fine person, indeed.
That person on the chair is me.

6. Look at the photo and answer the questions.

1. What room is there in the photo?
2. Where is the table?
3. Can you see a chandelier in the ceiling?
4. How many windows has the room got?
5. Are there any flowers in the room? Where are they?
6. Is there a carpet on the floor?
7. Can you see a TV-set there?
8. What else is there in the room? Where is it?

7. Get ready to retell the text in exercise 3.

Lesson 12

1. Listen and read the dialogue. Act it out in pairs.

Jane: Here we are. This is my house.
Buggy: Really? It's huge! ([hju:dz] — Він величезний). How many rooms are there?
Jane: Seven.
Buggy: Where is your bedroom?
Jane: It's on the first floor.
Buggy: And is there an attic ([ˈatɪk] — горище)?
Jane: Yes, it's very big and we use it as a study.
Buggy: Can I see your room?
Jane: Sure. Let's go inside.

2. Look at the pictures, read the questions and answer them.

How many apples are there in the basket?

How many trees are there in the street?

Is there a TV-set in the room? Where is it?

Are there two boys in the street?

How many flowers are there in the vase?

How many chairs are there in the room?

3. Agree or disagree with the sentences given below as in the model. Use the picture of Jane's room.

Model: There are three windows in Jane's room. — No, there aren't. It's not true ([tru:] — правильно). It's false ([fɔ:ls] — неправильно). There are two windows in it.
Jane's room is large and light. — Yes, it is. It's true.

1. There is a TV-set at the wall.
2. There are two armchairs in front of the sofa.
3. Jane's sofa is cosy.
4. Jane does not like to have a rest on her sofa.
5. There are many interesting books in Jane's bookcase.
6. To the left of the TV-set there is a wardrobe.
7. Jane lives in a flat on the fifth floor.
8. There is a nice carpet in the ceiling.
9. There is a table in the middle of the room.
10. Jane doesn't like her room.

4. Listen and read the telephone conversation, answer the questions and act it out in class.

A: Hello, who's speaking?
B: This is Watt.
A: I'm sorry. What's your name?
B: Yes. Watt's my name.

A: Is this a joke? What is your name?
B: John Watt.
A: John what?
B: Yes. Look, who's this? Are you Jones?
A: No, I am Knott.
B: Are you going to tell me your name?
A: I'm Knott!
B: Why not?
A: My name is Knott.
B: Not what?

1. Who is "A" in the dialogue? What is "B's" name?
2. Does Watt tell his name? Does Knott understand him?
3. Does Knott get angry? Does Watt get angry?
4. Does Knott tell his name? Why doesn't Watt understand?

5. Look at the picture. Listen and read the text. Pay attention to the words in bold type.

A Nice Family

In the picture you can see a house. It's a small house in the country-side. Seven people live there: two children, two men and three women.

There is a garden near their house. There are three geese and two oxen in the garden now. There is also a cat and a dog near the house. They are very friendly. But the cat doesn't like mice. There are three of them and they live in one of the rooms in the house. There are also five fish in the aquarium which is in one of the rooms in the house.

!

Singular *(однина)*	**Plural** *(множина)*
a cat	cat**s**
a t**oy**	toy**s**
a famil**y**	famil**ies**
a table	table**s**
a potato (картоплина)	potato**es**
a tomato (помідор)	tomato**es**
but: a photo	photo**s**
a piano	piano**s**
shelf	shel**ves**
knife (ніж)	kni**ves**
life	li**ves**
but: roof	roo**fs**
safe (сейф)	saf**es**
chief (шеф)	chief**s**

a man	**men**
a woman	**women**
a child	**children**
an ox (бик)	**oxen**
a goose (гуска)	**geese**
a foot (нога)	**feet**
a tooth (зуб)	**teeth**
a mouse (миша)	**mice**
a louse (блоха)	**lice**
a fish (риба)	**fish**
a deer (олень)	**deer**
a sheep (вівця)	**sheep**

6. Make the following nouns singular.

Cities, horses, hours, fish, children, houses, eyes, feet, shelves, photos, plays, cakes, teeth, lice, chiefs, women, sheep, tables, candies, geese, deer, men, knives, tomatoes.

7. Write in English.

1. Моя кімната велика та світла. 2. Моя подруга живе у гарній квартирі на третьому поверсі. 3. Я люблю дивитися телевізор, коли не вчуся у школі. 4. У моїй кімнаті є красивий килим на підлозі. 5. Чи є люстра на стелі у твоїй кімнаті? 6. Скільки вікон у твоїй класній кімнаті? 7. Чи є шафа зліва від телевізора у кімнаті Тома? 8. Скільки учнів у класній кімнаті?

8*. Copy the chart into your exercise-book and complete it with examples for the given rules.

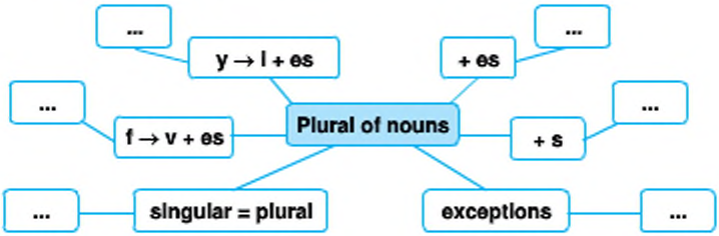

Lesson 13

1. Listen and read the dialogue. Act it out in pairs.

Jane: Come in, Buggy. Welcome to my new house. What do you think of it?

Buggy: Well, I think, it's very nice. How many rooms are there in your house?

Jane: There are four rooms here: a living room, a nursery ([ˈnəːs(ə)rɪ] — дитяча кімната) and two bedrooms.

Buggy: This is the best room to my mind (на мою думку). Its windows face (вікна виходять на) a beautiful garden.

Jane: Yes, that's my favourite room.

2. There are definitions of some things you can have in a flat. Guess the names of those things.

1. a piece of furniture (елемент меблів) you have your breakfast, lunch and dinner, or work at;
2. a piece of furniture you sleep on;
3. a piece of furniture you can sit on;
4. a thing you may put on the wall;
5. a thing you may put on the floor.

3. Look at the pictures and read the words.

1 — twin beds
2 — mirror
3 — wardrobe
4 — pillow
5 — sheet
6 — blanket
7 — alarm-clock
8 — bedside/night table
9 — carpet

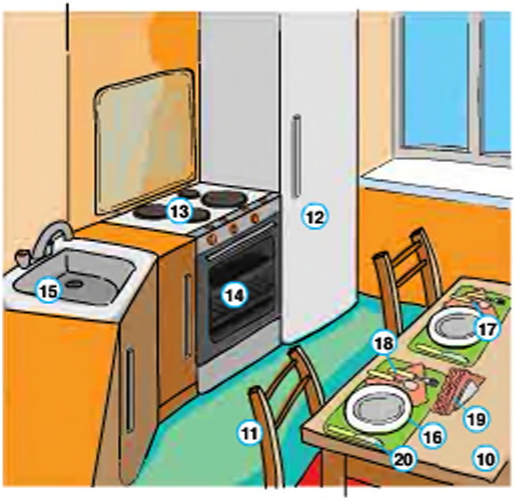

10 — dining-room table
11 — chair
12 — fridge
13 — stove
14 — oven
15 — sink
16 — plate
17 — spoon
18 — fork
19 — napkin
20 — knife

21 — ceiling
22 — chandelier
23 — wall unit
24 — throw pillow
25 — fireplace
26 — sofa
27 — coffee table
28 — armchair

4. Choose the correct word from those given in brackets.

1. We've got (a/an) cat and (a/an) dog. (The/a/an) cat's name is Felix.
2. I have got (a/an) old computer and (a/an) new CD player. (The/a/an) CD player is from Germany.
3. They've got (a/an) big house and (a/an) small garden. They are in (the/a/an) garden now.
4. I've got (a/an) boring game and (a/an) interesting game. (The/a/an) boring game is called Powertime.
5. We've got (the/a/an) computer and (the/a/an) video. (The/a/an) computer is new.

5. Write *a* or *an* before the words.

___ cup	___ uncle	___ unusual story
___ apple	___ university	___ European car
___ eye	___ hour	___ horse
___ union	___ house	___ egg

6. Use the pictures in exercise 3 and practise speaking as it is given in the model.

Model: *A:* Where is the fork?
B: It's in the kitchen.

Chandelier, napkin, throw pillow, oven, mirror, carpet, coffee table, bed-side table, fireplace, fridge, sofa, wardrobe, wall unit, sink, sheet, armchair, blanket, beds, spoon.

7*. Give the plural form of the following nouns.

Glass, photo, house, box, solo, city, custom-house, hero, fly, bed, clock, echo, bridge, bench, mouth, potato, goose, knife, cuckoo, roof, hotel-keeper, piano, wife, man, smile, muff, child, nose, hat, proof, ox, brush, cap, mouse, month, cargo, army, flower, key, thief, half, play, woman, pin, bee, family, prize, forget-me-not.

8*. Correct mistakes in the sentences.

1. There is the new school in our town. 2. There are a nice green trees in my street. 3. I have got two pets: the cat and the dog. A cat's name is Piff, a dog's name is Jack. 4. There is the room in a picture. There is the big table with a four chairs in a room. 5. The book I bought in Kyiv is very interesting.

9. Write down 7 sentences about your room.

Lesson 14

1. Listen and read the dialogue. Act it out in pairs.

Buggy: What a lovely neighbourhood (['neɪbəhʊd] — оточення, середовище)! You are so lucky.

Jane: What do you mean?

Buggy: It's so clean here, and the air is fresh. There are many trees and flowers, too. It's so quiet and relaxing.

Jane: Yes, it is. But it's a bit boring sometimes.

Buggy: Why is that?

Jane: Well, look around. There is no cinema, no restaurants (['rɛst(ə)rɒnt] — ресторан). You are the lucky one. Your house is in the city centre.

Buggy: Yes, there are busy (['bɪzi] — шумний, людний, галасливий) cafes, huge buildings and many people.

Jane: Well, that's perfect for me. A city full of life.

2. Look at the pictures. Then read the text and choose the correct prepositions.

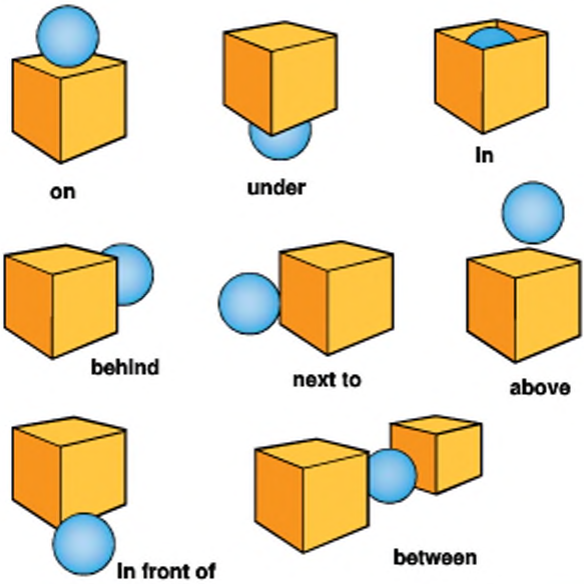

There is a table in the room. There is a vase *in/on* the table with some flowers *in/on* it. There is a magazine *in/under/in front of* the vase. There is a ball *behind/under* the table. There is a chair *next to/under* the table. There is a plant *behind/in front of* the chair. There is a poster *on/in* the wall *next to/under/above* the table. There is a picture *above/under/in front of* the poster.

3. Look at the picture. Practise speaking as it is given in the model.

Model: *A:* Where is the table? — *B:* It's in the middle of the room.

4. Look at the picture and read the words.

1 — bathroom 3 — toilet 5 — soap 7 — toothpaste
2 — bathtub 4 — sink 6 — towel 8 — toothbrush



5. Sort out the words into the given columns.

Bookcase, garage, swimming-pool, desk, dining-table, armchairs, fridge, toilet, chairs, stove, towel, pillow, bedside-table, soap, throw pillow, sheet, fireplace, mirror, garden, sink, spoon.

Living-room	Bedroom	Bathroom	Kitchen	Outside the house

6. Put the words into the correct column.

Singular	Plural	Singular and plural

Families, storey, mice, fish, men, tooth, ox, children, houses, sheep, feet, lice, woman, eyes, deer, ear, faces, fox, geese, shelves, roof.

7*. Find the odd word.

1. chimney, antenna, mailbox;
2. nursery, bathroom, second floor;
3. kitchen, garage, bedroom;
4. dining table, coffee table, blanket;
5. sofa, chair, armchair.

8. Listen and read the dialogue. Act it out in pairs.

Buggy: When did you move into your new flat, Jane?
Jane: We moved in last Saturday.
Buggy: So, how do you like it?
Jane: Oh, it's great! There is much room (багато місця) there, and it's quiet too.
Buggy: Yeah? What's the building like? Does it have a swimming-pool?
Jane: No, it doesn't. But there is a big yard for the children to play in. Why don't you come and see my new house?
Buggy: OK. I'd like to.

9*. Look at the picture and describe the room.



10. Get ready to speak about the place you live in (your flat or house).

REVISION

Lesson 15

1. Listen and read the dialogue. Act it out in pairs.

Jane: Excuse me. Are you Dan Brian?
Dan: Yes, I am.
Jane: Hi. I am your new neighbour (['neɪbə] — сусід), Jane. Jane Brown.
Dan: Oh, hello, Jane. Nice to meet you.
Jane: Nice to meet you, too.

2. Look at the pictures and make up the sentences as it is given in the model.

Model: 1. The cat is in the basket.

3. Match the numbers in the pictures with the words.

a) bathroom ...
b) kitchen ...
c) sofa ...
d) toilet ...
e) living room ...
f) fridge ...
g) table ...
h) bathtub ...
i) stove ...
j) carpet ...
k) bed ...
l) chandelier ...
m) wardrobe ...
n) towel ...

4. Complete the sentences with the correct word.

1. The car is in the ... .
   a) chimney b) study c) garage
2. You cook in the ... .
   a) bedroom b) kitchen c) dining room
3. Your flat is on the sixth floor. You use the ... .
   a) lift b) window c) driveway
4. You live on the second floor. The flat on the ground floor is the ... .
   a) upstairs flat b) downstairs flat c) lobby
5. The chimney is on the ... .
   a) roof b) garage c) second floor.

5. Complete the text with *a*, *an* or *the*.

I've got ... English CD and ... English video. ... CD is boring, but ... video is interesting. In my bedroom, I've got ... computer and ... CD player. ... computer is big and ... CD player is small.

6. Get ready to speak about your flat/house.

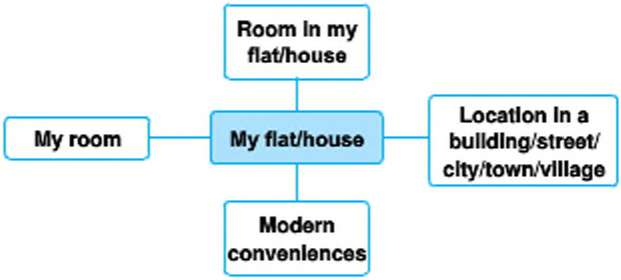

7*. Ask your friend about his/her room. Then speak about friend's room.

8*. Find as many words as you can in the letterchain below. Make up 5 sentences with the words you have found.

ttafridgelampphobathroombedaicarpetolletableks ofatucstoved

9. Write 5–7 sentences to describe your room.

Unit 2

SPORTS AND GAMES

Lesson 16

1. Listen and read the dialogue. Act it out in pairs.

Tom: Hi, Buggy.
Buggy: Hi, Tom.
Tom: Buggy, let's play basketball with my friends.
Buggy: I don't like to play basketball.
Tom: But why?
Buggy: Because the ball is very heavy and you must jump very high to throw it into the basket.
Tom: What game do you like to play?
Buggy: I like to play football. Let's play football.
Tom: With pleasure (із задоволенням). Let's go to the sports ground.

2. Read the joke, translate it into Ukrainian. Pay attention to the words in bold type. Say which verbs are regular and which verbs are irregular. Use the chart of irregular verbs (page 232).

One day an English sportsman **came** to London. He **stopped** at a hotel. From the hotel he **went** to a post-office. He **gave** a telegramme to his wife. In that telegramme he **wrote** the address of his hotel.

The man **left** the post-office and **went** for a walk. In the evening he **wanted** to go back to his hotel. But he **forgot** the address of his hotel. What could he do?

The man **went** back to the post-office and **gave** another telegramme to his wife. He **asked** his wife to write the address of his hotel in London.

!

Past Simple: Regular Verbs

Affirmative	Negative
I walk**ed** You walk**ed** He walk**ed** She walk**ed** It walk**ed** We walk**ed** You walk**ed** They walk**ed**	I **didn't** walk. You **didn't** walk, etc.
Interrogative	
Did I walk? **Did** you walk?, etc.	

Short answers

Did I/you/we, etc. **walk ... ?** < **Yes, I/you/we,** etc. **did.** / **No, I/you/we,** etc. **didn't.**

Form

- We form the affirmative of most regular verbs by adding **-ed** to the verb.
  *I return — I return**ed***
- Some verbs have irregular affirmative forms:
  *I go — I **went***

We use **the Past Simple** for:

- actions which happened or finished at a definite or stated time in the past.
  *We **left** the house at 7:30 p.m.*
- actions which happened repeatedly in the past but do not happen any more. In this case, we can use adverbs of frequency (always, often, usually, etc).
  *He often **watched** football matches with his brother when he **was** a teenager (but he doesn't any more).*
- actions which happened immediately one after the other in the past.
  *First, he **opened** the window. Then, he **looked** down the street and **saw** a strange black car.*

Time Expressions we use with the Past Simple:

yesterday, last night/week/year/Monday, etc., **a month/two years/three years,** etc. **ago, in 1960,** etc.
*Princess Diana **died in 1997.***

3. Read the tongue-twisters ([tʌŋ-ˈtwɪstə] — скоромовка) **as quickly as you can and learn them.**

- Luke's duck likes lakes. Luke Luck licks lakes. Luke's duck licks lakes. Duck takes licks in lakes Luke Luck likes. Luke Luck takes licks in lakes duck likes.
- There those thousand thinkers were thinking how did the other three thieves go through.

4. Listen and read the text. Answer the questions after it.

Football — an International Game

Football is the most widely played team game in the world and the most popular spectator sport. The game began in England in the middle of the 19th century. The first football clubs appeared in 1855 and the football association started to function in 1863 in London.

Football spread ([spred] — поширювався) internationally and won popularity in central Europe. Spain, Germany, Italy, and France, and other European countries took it up early in the 20th century, established ([ɪ'stablɪʃt] — заснувати) clubs and began to field teams that competed in international plays. In 1971 women competed for the first time in the women's World Cup match in Mexico City.

One nation that resisted ([rɪ'zɪstɪd] — протистояти, опиратися) football's spread for a long time was the USA. Only in the 1970s the interest in football developed in the US. Great popularity of the Brazilian star player Pele helped much in this.

Two teams of 11 players play the game of football on a pitch ([pɪtʃ] — футбольне поле). At either end of the field there is a goal post. A goal-keeper guards it. The main task for the players in a game is to force the ball into the small goal area. The winning team is the one which scores ([skɔ:] — забивати) the highest number of goals.

1. Where and when did football begin?
2. Is the European football popular in the USA?
3. When did women first play in a football world cup match?
4. What is the time for a football game?
5. How many players participate in a game?
6. How many goal posts are there on a football pitch?
7. Who defends a goal post?

5. Read the sentences and correct the mistakes.

1. I go to school by bus last Monday.
2. We stay at home yesterday.
3. She didn't saw her friend yesterday.
4. He wake up at 10 on Friday morning.
5. My friends have a party last week.
6. I buy a present for my father last Thursday.

6. Listen and read the rhyme. Learn it by heart.

I like to skip, I like to jump,
I like to run about.
I like to play, I like to sing,
I like to laugh and shout.

I can skip and I can run,
I can play games in the sun.
I can hear and I can see,
Lucky me! Oh, lucky me!

7. Listen to the dialogue and complete the table after it. Then act out the dialogue with your partner.

Buggy: Do you like sports?
Jane: Oh, yes, I do.
Buggy: What sports do you like?
Jane: I like to watch swimming, skating, and tennis, and I like to play volleyball, and I also do running and skiing. What about you, Buggy?
Buggy: Well, I like football. I watch it and play it. I also like to watch boxing and rowing ([ˈrəʊɪŋ] — гребля). But I hate swimming and basketball.
Jane: Well, I don't like boxing. It's a dangerous ([ˈdeɪn(d)ʒ(ə)rəs] — небезпечний) sport. And I hate hockey.

	plays/does	likes to watch	doesn't like/ hates
Jane			
Buggy			

Lesson 17

1. Listen and read the dialogues. Act them out in pairs. Make up one similar dialogue.

Dialogue 1

Buggy: Did you have a good time yesterday?
Jane: Yes. I enjoyed the party very much. Everyone was so excited.
Buggy: What did you do at the party?
Jane: Well, it began at four o'clock but I came later. We danced and played different games.
Buggy: Did Jack play his violin?
Jane: Yes, he did. It was wonderful. Then his cousin from France called.

Dialogue 2.

Buggy: Would you like to dance?
Jane: Oh, yes.
Buggy: What school do you go to?
Jane: I go to school number 25.
Buggy: Do you like your school?
Jane: Yes, it's a great place for me. And what about you? Do you like your school?
Buggy: Well, not as much as you do, but I like it.
Buggy (two minutes later): Well, thank you very much for the dance.
Jane: The pleasure was mine (мається на увазі: мені теж було приємно потанцювати).

Dialogue 3.

A: How about going to the cinema tonight?
B: I'd love to.
A: Where can we meet?
B: How about the central square?
A: All right. What time?
B: Is four o'clock OK?
A: Yes, that's fine.

2. Say what games you like (don't like) to play and why. There is a model to help you.

Model: I like to play tennis because it is a fast game. I don't like to play chess because it is not interesting. Yesterday I played tennis. I didn't play chess yesterday.

3. Say what games your friend likes (doesn't like) to play and why. There is a model to help you.

Model: My friend likes to play chess because it is a funny game. But he doesn't like to play basketball because the ball is very heavy. Yesterday he didn't play basketball, but he played chess.

4. Answer the questions given below.

1. How old are you?
2. How old were you last year?
3. Do you usually have a party on your birthday?
4. Whom do you usually invite to your birthday party?
5. Do you like to get presents?
6. What presents did you get for your last birthday?
7. Do you like to give presents?
8. When did you go to your friend's birthday party?
9. What present did you give your friend?
10. What did you do at your friend's birthday party?
11. Was your friend happy with his presents?

5. Read the tongue-twisters and learn them.

- A big black bug bit a big black dog on his big black nose!
- Elizabeth's birthday is on the third Thursday of this month.

6. Choose the correct sentence.

1. a) We not go to school at weekends.
   b) We don't go to school at weekends.
2. a) I do not have lunch at school.
   b) I am not have lunch at school.
3. a) You no read the newspaper in the morning.
   b) You do not read the newspaper in the morning.
4. a) They not went to the village on Friday.
   b) They did not go to the village on Friday.

7*. Read the following sentences a) in the negative; b) in the interrogative.

Model: Linda went home early.
— Did Linda go home early?
— Linda didn't go home early.

1. Tom hurt his foot while playing football. 2. She lost her way in the strange city. 3. They flew to California. 4. My husband chose that hotel. 5. She lost her wallet. 6. The police caught the thief. 7. He hid the letter. 8. She thought about it last week. 9. They found my watch. 10. We set out early enough. 11. My sister slept till ten. 12. Mr. Thompson fell off the ladder and broke his arm.

Lesson 18

1. Put the dialogue in the correct order. Act it out in pairs.

- ☐ *Jane:* What was on TV last night?
- ☐ *Buggy:* "Fun Festival".
- ☐ *Jane:* Was it good?
- ☐ *Buggy:* Don't worry. It will be on again on Friday.
- ☐ *Jane:* Was there a football match on?
- ☐ *Buggy:* Yes, it was very interesting. And after that programme there was an American film, but it wasn't very interesting.
- ☐ *Jane:* What was it called (як він називався)?
- ☐ *Buggy:* No, but there was a great tennis match.
- ☐ *Jane:* Oh, I wanted to watch it!
- ☐ *Buggy:* There was a programme about the life in Africa.

2. Here are four players from the English Football Premiership. Match the pictures of the players with their descriptions.

David Beckham
I am from London. I've got a red shirt, white shorts and black and red socks. I play for Manchester United.

Michael Owen
I am from Chester in England. I've got a red shirt, red shorts and red socks. I play for Liverpool.

Mario Melchiot
I am from Amsterdam, Holland. I've got a blue shirt, blue shorts and white socks. I play for Chelsea.

Thierry Henry
I am from Paris, France. I've got a red and white shirt, white shorts and white socks. I play for Arsenal.

3. Read the information about the British football teams, and write the correct points total for each team and then write the name of the team in the correct place in the table.

Manchester United: won three games (3 • 3 = 9) and played one game in a draw ([drɔ:] — в нічию) — 1 • 1 = 1. So 9 + 1 = 10.

Arsenal: won three games and lost one game.

Chelsea: won two games and lost two games.

Liverpool: played four games in a draw.

№	Football club	win	lose	draw	Total points
1.	Manchester United	3	–	1	10
2.		–	–	4	
3.		3	1	–	
4.		2	2	–	

Win = three points
Draw = one point
Lose = no points

4. Speak about the rules in a football game.

5. Get ready to retell the text about football (exercise 4, lesson 16).

6. Read the words with their translations.

a competition	[kɒmpɪˈtɪʃ(ə)n]	змагання
to hold (held, held)	[həʊld]	проводити (змагання)
a championship	[ˈtʃampɪənʃɪp]	чемпіонат
to take place		відбуватися, мати місце
to revive	[rɪˈvʌɪv]	відроджувати(ся)
a champion	[ˈtʃampɪən]	чемпіон
a contest	[ˈkɒntɛst]	змагання *(як правило між двома спортсменами чи двома командами)*
a contestant	[kənˈtɛst(ə)nt]	суперник на спортивних змаганнях
to defeat	[dɪˈfi:t]	перемагати, побороти
a tournament	[ˈtʊənəm(ə)nt]	турнір

7. Listen and read the text. Say whether the statements after it are true or false.

Kinds of Competitions

Competitions may be of individual, team or individual-team kind. An individual competition is held to decide a champion. The competition of this kind has a name of a championship. From time to time national, European, world, international, indoor, open championships take place. The greatest championships in sports are called the Olympic Games. They take place every four years with representatives from more than 120 nations.

Summer Olympic Games revived in Greece in 1896, Winter Olympic Games originated in 1924. Competitions in the Summer Games normally include archery, basketball, boxing, canoeing, cycling, equéstrian ([ɪˈkwɛstrɪən] — кінний спорт) sports, fencing, field hockey (хокей на траві), gymnastics, judo, modern pentathlon (сучасне п'ятиборство), rowing, sailing, shooting (стрільба з пневматичної зброї), soccer, swimming, diving (стрибки у воду), team handball, track-and-field (легка атлетика), volleyball, water polo, weight-lifting, wrestling. Competitions in the Winter Games include biathlon (біатлон), bobsleigh, speed skating, cross-country skiing (лижні гонки по пересічній місцевості), ski jumping, downhill slalom (гірськолижний слалом), figure-skating, ice-hockey.

Champion is the winner of the first place or the first prize in competition. He defeats the other contestants in his division in a contest or tournament (відбірковий турнір).

Tournament is a series of games or contests that make up a single unit of competition. The most common tournament is the single elimination tournament.

World Cup takes place every four years in such sports as wrestling, gymnastics, athletics, fencing and others.

1. Water polo is in the Winter Olympic games.
2. Summer Olympic Games originated in Greece in 1924.
3. Sportsmen play in Winter Olympic Games every four years.
4. Biathlon is a winter sport.
5. Tournament is an international competition. It takes place every four years.
6. A championship means the same as a tournament.
7. Canoeing is a summer sport.
8. The winner of the first place in competition is called contestant.

8*. Find in the text in exercise 7 equivalents for the following word combinations.

Відкритий чемпіонат; чемпіонат світу; чемпіонат на кубок світу; чемпіонат країни; Олімпійські ігри; відроджені у Греції; Олімпійські ігри; засновані у 1924 році; відбірковий турнір; турнір; переможець (чемпіон); гірськолижний слалом; легка атлетика; піднімання штанги.

Lesson 19

1. Listen and read the dialogue. Act it out with your partner and then make up a similar one.

George: Are you interested in football?
Phillip: Well, yes.
George: I am. Wonderful game, football. By the way I like all sports and games.
Phillip: Oh, yes?
George: Yes. Football, cricket, swimming. Can you swim?
Phillip: I am not a good swimmer but I go swimming sometimes. Tennis. That's a good game.
George: Yes?
Phillip: Yes. I am very interested in tennis. I never miss Wimbledon, you know. I watch it every year.

2. Look at the pictures and compose one story on the picture you like most of all, telling what happened or is happening to the sportsmen in the pictures.

3. Look at the pictures and read the words.

archery ['ɑ:tʃəri]

fencing ['fɛnsɪŋ]

cycling ['sʌɪklɪŋ]

boxing ['bɒksɪŋ]

swimming ['swɪmɪŋ]

horse-racing [hɔ:s-'reɪsɪŋ]

power-lifting/weight-lifting ['paʊəlɪftɪŋ/'weɪtlɪftɪŋ]

wrestling ['rɛslɪŋ]

shot-putting ['shotpʊtɪŋ]

figure-skating ['fɪgə'skeɪtɪŋ]

gymnastics [dʒɪm'nastɪks]

ski-jumping [ski: dʒʌmp]

skiing ['ski:ɪŋ]

skating ['skeɪtɪŋ]

tennis ['tɛnɪs]

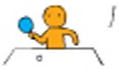
table tennis ['teɪb(ə)l'tɛnɪs]

chess/draughts [tʃɛs/drɑ:fts]

4. Suggest the words for the following definitions. Use exercise 7 (lesson 18).

1. the winner of the first place or first prize in competition; 2. a series of games or contests that make up a single unit of competition; 3. an individual competition held to determine a champion; 4. the greatest championship organized every four years with representatives from many nations; 5. a quadrennial competition organized by international federations; 6. the competition open to the clubs which have won the national cup in the preceding season; 7. a major team championship open to the European national associations.

5. Listen and read the text. Complete the chart given after it.

Kinds of Sports and Competitions

Variety of sports. One can imagine the different kinds of sports people play in the world as tastes of the people are also different. Some of the sport-lovers are fond of archery, fencing or cycling, while others still like boxing, swimming or horse-races.

If you are strong enough you may indulge in wrestling or power lifting, or even shot putting, but if you are quite quick-witted you may be good at chess or draughts. You should be very attentive if you want to compete in tennis, especially table-tennis. Of course you should practise a lot if you chose gymnastics or figure-skating as your favourite kind of sport. And besides, you should combine your artistic talent together with your physical strength. Those who are crazy about winter sports may consider skiing, ski-jumping or skating. There is also a great variety of indoor team games. Basketball, hockey, volleyball and especially football (or as Americans say — soccer) are very popular.

Summer sports	Winter sports	Water sports	Outdoor games	Team sports	Individual sports

6. Look at the words in the chart. Choose those which are the names of sports.

athlete	basket	complete	basketball	boxer	game
boxing	swimming	goal	play	athletics	racket
referee	skiing	serve	pool	score	gymnastics
football	player	fight	ring	race	match
slope	court	field	boots	lane	send off

7*. Practise the dialogues as in the model. Provide the dialogue with your own information.

Model: — Did you sleep well last night?
— No, I didn't. I slept awfully last night. I had a nightmare.

wake up early this morning
eat breakfast this morning
ride your bicycle to school
lose your grammar book
say something
do your homework last night
feel terrible
see a doctor
take the bus to school
bring your books to class
give your friend a present
hear about the earthquake
catch a cold last week
find your grammar book
read the newspaper this morning
think about me yesterday

Lesson 20

1. Listen and read the dialogue. Act it out with your partner and then make up a similar one.

Steve: Do you like sports?
Bob: Of course, I do. I like football most of all.
Jack: And I like tennis. What about you, Linda?
Linda: I like gymnastics and figure-skating.
Jane: These are my favourite sports, too.
Jack: That's because you are girls.

2. Guess what kind of sport it is.

№1. It is a team game. Both men and women can play it. The players have a ball. They play the ball with their hands. There are six players in every team.

№2: It is the most popular game in England and in Ukraine. It was first played in England. Both men and women can play it now. The players have a ball. The game lasts for 90 minutes. It has 2 halves. The players kick the ball and run after it. There is a referee on the field. He blows a whistle from time to time. The players try to score a goal.

№3: It is one of the most popular games in the world. It was first played in Canada. It is a team game. It is a winter game. Only men and boys can play it. Many people like to watch this game on TV. The players don't run on the field. They skate. They have sticks in their hands.

№4: It is a very beautiful kind of sports being performed on the ice. It gives the sportsmen strength, rhythm and grace. The sportsmen do some exercises of dance to the music. The sportsmen have beautiful costumes on.

№5: This game is played everywhere in Ukraine: at schools, universities and sport clubs. It was first played in the USA. The team has 5 players. They bounce the ball on the floor (or ground) up and down with one hand. They try to throw the ball into the basket.

3. Put the verbs in brackets into the correct tense form.

1. *A:* How ... (be) the party last night?
   B: Great. We ... (have) a fantastic time, thanks.
2. *A:* Tony ... (call) while you were out.
   B: Oh. ... (you/take) a message?
3. *A:* Rob ... (travel) all over Europe last year.
   B: ... (he/have) a good time?

4. Unscramble the words and make up sentences with each word.

Tocpmelnito, eattnocsnt, mahpconl, shpoihmalpcn, eetfda, armtotnuen, snteocs

5. Match the pictures and the words.

volleyball

rugby ball

tennis ball

basketball

football (soccer) ball

table tennis ball

6*. Listen and read the texts. Then answer the questions after them.

Let's Dance

Ballet ([ˈbaleɪ] — балет). Ballet began in Italy and France during the Renaissance ([rɪˈneɪs(ə)ns] — епоха Відродження у світовій культурі). It is still a very popular art form in Western culture.

Folk ([fəʊk] — народний) **dance**. Folk dance is usually traditional and the members of a nation perform it, for example, the Ukrainian Hopak or Polka. Folk dances are usually group dances.

Ballroom ([ˈbɔːlruːm] — бальний) dances. Ballroom dancing was a formal dance in a large room. It became popular in Europe and North America. Central European folk dances, such as the waltz ([wɔːl(t)s] — вальс) and polka, changed and became the most popular examples of ballroom dances. Before the First World War, new ballroom dances came to Europe from American Continents, for example, FoxTrot, Rumba, Cha-Cha. The Argentine Tango became internationally popular by Carlos Gardel and his songs and films. At present there are two types of ballroom dances: Standard (waltz, tango, quickstep, foxtrot and Vienna waltz) and Latino-American (cha-cha, samba, rumba, jive and pasodoble).

Popular/Modern dance. Popular (social or modern) dances often came from folk dances. They are easy and couples dance them. But they are usually popular for only a short time. Until the 18th century, social dances took place only in palaces or homes of rich people. In the late 18th century they became more popular and spread among ordinary people.

1. What is the main difference between folk and popular dances?
2. What are the two ballroom dances that came from folk dancing?
3. What dances came to Europe from South America?
4. Where did ballet originate from?
5. What dances people usually dance in groups?
6. How many ballroom dances do you know? Name them.

7. Complete the following questionnaire and then tell your partner about your dancing experience.

Would You Like to Dance?

1. Do you like dancing?
   a) yes, I love it b) it's OK c) not really
2. How often do you go dancing?
   a) every week b) only at parties
3. Who do you dance with?
   a) my boyfriend/girlfriend b) my friends
4. Where do you go dancing?
   a) discotheques b) friends' houses c) other (say where)
5. What kind of music do you like dancing to?
   a) very well b) quite well c) not very well
6. How well can you dance?
7. What dances can you do?
8. What dance(s) would you like to learn?

8. Match column A with column B to make up words and word combinations. Then make up sentences with each word-combination.

A	B
ball	dance
rock	known
art	18th century
well	room
folk	music
late	form

Lesson 21

1. Listen and read the dialogue. Act it out with your partner and then make up a similar one.

Linda: Did you see the Figure-skating World Championship yesterday?
Brenda: Yes, I did. It was quite interesting.
Linda: Was it? I didn't like the performances ([pə'fɔ:m(ə)ns] — виступ, виконання) of our figure-skaters. They were either afraid or too tired to skate well.
Brenda: Well, but the Russian sportsmen weren't much better. They either fell on the ice in the jumps or failed ([feɪld] — провалитися у спробі, не справитися) to perform them at all.
Linda: Yes, I agree with you. The French figure-skaters were the best, to my mind (на мою думку).
Brenda: I liked the Germans best of all.

2. Read the tongue-twisters as quickly as you can.

- Can you imagine an imaginary menagerie manager managing an imaginary menagerie?
- While we were walking, we were watching window washers wash Washington's windows with warm washing water.
- I can think of six thin things and of six thik things too.
- A pleasant place to place a plaice is a place where a plaice is plesed to be placed.
- We surely shall see the sunshine soon.

3. Complete the sentences with *as... as, not as...as, not so...as* and the appropriate form of the adjectives in brackets.

Model: Jack is strong. He can beat Fred in boxing. Nick can beat Fred too. Jack is <u>as strong</u> (strong) <u>as</u> Nick.

1. Steve can run 100 metres in 16 seconds. Jack runs this distance in 15 seconds. Steve is ... (quick) ... Jack.
2. Last season Manchester United won 7 games, and played three games in a draw. Liverpool won 8 games and lost 2 games. Liverpool played ... (good) ... Manchester United last season.
3. Bred can jump 1m high. But David jumps 10 cm higher than Bred. Bred jumps ... (high) ... David does.

4. Match the pictures with the words.

squash

jazz dance

karate

aerobics

body building

5. Listen and read the advertisement of "Bella's Better Body Club". Which activities would you like to join? Why? Why not?

Bella's Better Body Club: offers you five activities to make you feel good

Anne's Aerobics. Do you feel fat? Do you feel tired at the end of the day? You should come to one of Anne's aerobics classes!

Anne has got classes for everyone — young or old, male or female, fit or unfit.

Karate. Karate will help to make your mind and your body clean and fit! Roger Pugh lived in Japan for three years, and studied karate with great masters of the art. Come to his classes, and see what karate can do for you!

Jazz dance. The musical way to keep fit! It's fun, it's friendly, and it's good for you. If you want to look good at discos, you should try jazz dance!

Body building. If you want muscles, come to Body Building. Our coaches Dave Widlake and Trisha Stone can help you to choose the right exercise for you. Our gym is open from 11 a.m. to 10 p.m., Monday to Saturday. Mondays and Fridays are for men only; Wednesdays and Thursdays, women only. Dave or Trisha is in the gym from 3 to 7 p.m. Come and talk to them.

Squash. Our courts are the best in town. Our opening hours are the best, too — 10 a.m. to 10:30 p.m., seven days a week! If you want to improve your squash, English champion Bob Pitchard is for you.

6. Say whether the statements are true or false.

1. Jazz dance class teacher is by Roger Pugh at Bella's Better Body Club.
2. Body building gym is open for visitors every day except Sunday.
3. Squash courts are very good at Bella's Better Body Club.
4. Karate teachers are the great masters from Japan.
5. Squash courts have no days off. They are usually closed after 11 p.m.
6. Body building coach Bob Pitchard can help you to choose the right exercise for you.
7. Karate teacher's name is Anne Roger.
8. Anne hasn't got aerobics classes for men.
9. Karate classes are good for dancing.

7. Listen and read the dialogue. Act it out with your partner and then make up a similar one.

Andy: Where's Steve today? Is he at his cycling practice?
Bill: No, he's got a new hobby — roller-skating.
Andy: That's interesting. Is he good at it?
Bill: I don't think so. But he enjoys it greatly.
Andy: Is that Steve on his roller-skates?
Bill: Yes, that's him. I hope he is OK.
Andy: Is he?!

8*. Complete the sentences with Past Simple by using the verbs below.

keep	read	cut	leave
shake	draw	see	steal
forget	buy	hear	feel

1. Chris hurt his finger last night. He ... it with a knife. 2. When I introduced Tom to Ryan, they ... hands and smiled to each other. 3. Alice called the police yesterday because someone ... her bicycle while she was in the library. 4. Jessica didn't throw her old shoes away. She ... them because they were nice. 5. I ... an interesting story in the newspaper yesterday. 6. Dick ... his flat this morning because he was late for school. That's why he ... to bring his books to class. 7. The children ... pictures in class yesterday. 8. Last night I ... a new song on the radio so I went to the shop and ... the CD. 9. My sister ... a bad dream last night. 10. I have a cold. Yesterday I ... terrible, but I feel better today.

Lesson 22

1. Listen and read the dialogue. Act it with your partner and then make up a similar one.

Alan: Which winter sports do you like?

Steve: I like skating. We have a skating-rink in our yard every winter, and I skate there almost every day after school. And which sports do you like in winter?

Alan: Well, I like skiing very much. Every Sunday my father and I take our skis and go skiing in the country all day.

Steve: Isn't it cold to go skiing all day?

Alan: No. I enjoy it greatly. You get very warm when you go skiing in cold weather.

Steve: Don't you like ice-hockey?

Alan: I like to watch hockey matches but I don't play this game.

2. Put the words from the box into the correct column.

football	weight-lifting	basketball	cycling
skiing	judo	sailing	volleyball
jogging	swimming	cricket	rugby
gymnastics	walking	karate	fencing
aerobics	tennis	archery	

Pitch	Gym	Court

3. Look at the pictures and match them with the sentences in the box and the conversations.

Bob is swimming. Jack is running. They are doing aerobics.
They are bicycling. They are dancing.

a) Do you exercise with someone or by yourself?
I exercise with my brother.
b) What do you do for exercise?
I like to go dancing.
c) How often do you exercise?
I work out three times a week.
d) Why do you run?
I want to lose weight.
e) Is the water in the pool warm?
Yes, it is. Warm enough for me.

4. Listen to the dialogues. What can you say about the coaches? Are they good or bad? Why? What do you think a good coach should do in situations like these? Act out the dialogues with your partner.

a) *Athlete:* Coach, I'm a bit worried today...
Coach (Paying no attention to the athlete): Okay guys, let's get ready for warm-up.
Athlete: I'd like to talk...
Coach: Okay guys, let's go...
Athlete: Coach, could I...
Coach: What is it?
Athlete: I am worried. I don't want to compete with...
Coach: Don't worry, Johnny... *(Again addressing the other athletes).* Okay guys, let's get out there.

b) *Athlete:* Coach, I am a bit worried.
Coach: I see.
Athlete: Yah, I got this feeling since I talked to the guys.
Coach: The guys?
Athlete: Yah, the guys told me the other team is pretty good.
Coach: So you're worried because the other team is good. Is that right?
Athlete: Yah, that's it.
Coach: Why do you worry about that?
Athlete: I don't know... I guess because I am not good enough.
Coach: John, do you remember when we talked about your goals? Well, your goal tonight is just to try to do the best way you can. It doesn't really matter to me what anyone else does.
Athlete: Okay, coach. I feel a bit better now.
Coach: Good, I know you are great, John... Okay guys, let's get ready for the warm-up.

5. Listen and read the texts. Then answer the questions after them.

Speed Skating

The Races. Long Track Speed Skating takes place on a 400 m track. The skaters use blades up to 45 cm long. Skaters race in pairs counterclockwise (проти годинникової стрілки) on two lanes of an oval track, and the skaters change lanes every lap.

At competitions there are four distances for races — 500, 1500, 3000, and 5000 m for women and 500, 1500, 5000, and 10000 m for men.

Techniques and Strategies. The key to a good long track performance is to skate each lap at nearly the same speed.

Figure Skating

One of the most beautiful types of skating is figure skating. There are different events in figure skating. The singles and pair events each have two parts, the short program and the free skate. Skaters receive two marks.

1. What is the length of the blades used in long track speed skating?
2. What are the distances for the long track speed skating competitions?
3. What is the key strategy in performance a good speed skating race?
4. How many marks do figure skaters get?

6*. Put questions to the words or word combinations in italics.

1. She saw the Smiths *last week*. 2. The new student worked *hard* last week. 3. They wanted to play football *in the street*. 4. Shakespeare wrote *"Romeo and Juliet"*. 5. We decided to stay home *because we wanted to watch "Titanic" on "1+1"*. 6. The sun shone *brightly* yesterday. 7. *Ann* invited us to her birthday party. 8. He was late for the train as he *lost his way*. 9. He *came* home after work at eight. 10. She bought that beautiful dress *for $60*. 11. She visited *her friend* yesterday. 12. Our team won the competition *last month*.

7. Write 5–7 sentences about your favourite sport.

8*. Interview your family members about the sports they like. Then report the information to your classmates.

Lesson 23

1. Can you name:

– five sports that don't use a ball?
– five sports ending in a "ball"?
– three sports played on a court?
– two sports that use a track?
– two sports that use a table?
– one sport that uses a ring?

2. Look at the pictures and say why people exercise (work out). Use the model to help you.

Model: Exercise is good for us! It keeps us fit. Regular exercise also helps us lose weight if we are overweight (маємо надлишкову вагу).

3. Listen and read the dialogue. Role-play it with your partner. Then fill up the chart in which you have to put down the body parts or health aspects which are stimulated or taken care by a certain kind of sport.

Stephanie: David, you do a lot of sports, don't you?
David: Yes, I exercise every day.
Stephanie: How many sports do you do?
David: Five. They are swimming, tennis, cycling, yoga, and jogging.
Stephanie: Why do you like swimming?
David: Because it's good for the back and it's fun.
Stephanie: And cycling? What is cycling good for?
David: The legs. I like it because it is not expensive and I think it's relaxing.
Stephanie: You also do yoga, don't you?
David: Yes. That's right. Yoga's good for many things, but very good for breathing. It's also very relaxing.
Stephanie: But jogging isn't relaxing, is it?
David: No, it isn't. But it's good for losing weight and it's also very good for breathing. It's very good for the heart, too.
Stephanie: And tennis?
David: Yes, I like tennis very much. Tennis is fun and sometimes it's very exciting. It's very good for the arms and legs, and for your heart, too.

4. Look at the pictures and name the sports.

5. Put the verbs in the following sentences into the Past Simple tense form.

1. He always wears black. 2. I go to work by bus. 3. I meet her on Tuesday. 4. I know what he wants. 5. I dream every night. 6. I read a chapter every day. 7. I make cakes on Sundays. 8. He often feels ill. 9. He sleeps badly. 10. Her roses grow well. 11. They put up their prices every year. 12. He takes the dog out twice a day. 13. It smells odd. 14. His dog always bites me. 15. We drink Pepsi. 16. It costs $30. 17. My back hurts. 18. These dogs fight whenever they meet. 19. I lie down after lunch. 20. We buy vegetables here.

6*. Read the following sentences a) in the negative; b) in the interrogative.

1. They drank all the juice. 2. She saw your brother. 3. He looked at the picture. 4. His nose bled. 5. I sent the letter to my friend. 6. They showed a nice film. 7. He shook the bottle. 8. The sun rose at six. 9. Jack kept his brother's money. 10. Jean rang the bell. 11. The boys ran the long-race distance. 12. She sold her old car. 13. His wife came home at eight p.m. 14. He broke the chair and fell down. 15. She lent you enough money. 16. His son wrote a novel. 17. We sat to dinner. 18. They spent all their money. 19. Her little daughter drew me a map. 20. Jane taught French.

7*. Put questions to the words or word combinations in italics.

1. I thought *it was your mother* on the phone. 2. They didn't take part in the concert because *the girl was ill*. 3. Her father drove *the car* perfectly but very fast. 4. *The baby was afraid of the old lady*, that's why he ran to his mother and jumped into her arms. 5. I lost my book *last Friday*. 6. *Her* daughter felt bad in the wet weather. 7. At last they found the book *the teacher gave him*.

REVISION

Lesson 24

1. Listen and read the dialogue. Act it out with your partner and then make up a similar one.

William: Did you watch the championship in track-and-field yesterday?
Jack: Yes, I did. Our team performed greatly.
William: What were the results?
Jack: Our team won 4 gold medals for the 100 metre and 1000 metre races, 2 silver medals for the 800 and 400 metre and a bronze medal for the 200 metre race.
William: What about the jumping?
Jack: In the high jump we won the first and third places and in the long jump we won the second place.

2. Complete the sentences with a proper word.

1. An archer uses a bow and ...
   a) a ball b) a net c) an arrow
2. A roller skater skates
   a) on ice b) on a field c) in a rink
3. A ... player does not use a racket.
   a) tennis b) handball c) squash
4. ... does not use a ball.
   a) Karate b) Squash c) Bowling
5. There are only two people in ...
   a) ice hockey b) wrestling c) volleyball
6. You play ... on a pitch.
   a) soccer b) tennis c) hockey
7. Ping Pong is ...
   a) volleyball b) tennis c) table tennis
8. A ... has got two wheels.
   a) backpack b) bike c) horse
9. ... does not use a net.
   a) Ping Pong b) tennis c) squash
10. ... don't need a uniform.
    a) Hockey players b) Football players c) Joggers

3. Complete the table.

	Water sports	Winter sports
sledding		✓
surfing		
rowing		
figure-skating		
downhill skiing		
skating		
diving		
ski-diving		
swimming		

4. Look at the pictures and say whether the statements are true os false. Correct the false statements.

1. This is an oar.
2. This is a ski boat.
3. This is a hockey helmet.
4. A skier uses this.
5. This is a sled.
6. This is a wet suit.

5. Match the words in column A with the words in column B.

A	B
_____ swimmer	ice
_____ downhill skier	paddle
_____ skater	towrope
_____ windsurfer	pool
_____ water skier	sail
_____ rower	oar
_____ canoeist	pole
_____ cross country skier	trail

6. Complete the chart with the words from the box.

Sports that use a boat	Sports that use a helmet	Sports that use skis	Sports that use skates	Sports that use a ball

bobsledding, water-skiing, downhill slalom, canoeing, figure-skating, handball, cross country skiing, tennis, ski-jumping, hockey, sailing, soccer, rowing, skating, volleyball, rugby, windsurfing

7*. Make up 5 sentences with the words from exercise 6.

8*. Put the verbs in the following sentences into the Past Simple tense form.

1. The curtain rises at 8:00. 2. I think I know what you mean. 3. You eat too much. 4. She speaks English very slowly. 5. He leaves the house at ten. 6. They shut the shop at six. 7. He often falls off his bicycle. 8. I get up at seven every day. 9. Who knows the answer? 10. She understands me. 11. Tom sings in the choir. 12. I like to play basketball. 13. My friend exercises every day. 14. Who plays tennis in your class?

9. Read the tongue-twisters as quickly as you can and learn them.

- Lesser leather never weathered wetter weather better.
- Pick a partner and practise passing, for if you pass proficiently, perhaps you'll play professionaly.
- If you notice this notice, you will notice that this notice is not worth noticing.
- Don't trouble trouble, until trouble troubles you! If you trouble trouble, triple trouble troubles you.

10*. Speak about your favourite kind of sports. You should say:

— What the sport is;
— Where you do it;
— How often you do it;
— What you need to do this kind of sports;
— Why it is your favourite kind of sports.

Lesson 25

1. Listen and read the dialogues. Act them out with your partner and then make up similar ones.

a) *A:* What was the score in yesterday's game?
B: Three to one.
A: In whose favour?
B: In Arsenal's favour. It was a wonderful victory.
A: Who scored in the game?
B: Owen scored the first and the third goals.
A: And the second?
B: I don't remember.

b) *A:* Did you watch the match on TV yesterday?
B: No, I didn't.
A: Are you crazy (ти збожеволів)? It was Milan against Real.
B: I don't like to watch other people play. I like to play myself.
A: Oh, what sport do you do?
B: I play basketball.

2. Look at the list of sports. Which of them follow the word *to play*? The word *to go*? The word *to do*? Fill in the blanks. Use the dictionary if necessary.

do	aerobics	do	ice-skating	do	cycling
_____	badminton	_____	jogging	_____	hockey
_____	skiing	_____	tennis	_____	walking
_____	(wind)surfing	_____	karate	_____	judo
_____	horse-racing	_____	gymnastics	_____	volleyball
_____	soccer	_____	basketball	_____	power-lifting

3. Answer the following questions.

1. When and where did the first Olympic Games take place?
2. When did the modern Olympic Games revive?
3. What competitions are in the Summer Olympics? And Winter Olympics?
4. When and where did the first Winter Olympic Games take place?
5. When and where does the next Summer (Winter) Olympics take place?

4. Get ready to speak on one of the following situations (in the form of a dialogue). There's a model to help you.

Model: *You:* Hello, Mr. … . My name is Mike. Nice to meet you.
Sportsman: Nice to meet you, Mike.
You: I know you took part (взяли участь) in a tennis championship last week.
Sportsman: Yes, that's true. I took part in a very important tennis championship.
You: Was it difficult? Did you win a lot of games?
Sportsman: It was difficult, but I worked hard. I won 4 games, but I also lost one game. My opponent was very strong.
You: You did great! Congratulations!

1. You meet a famous sportsman who returned from a big sports competition. Ask him questions about the competition.
2. You didn't see a football (hockey, volleyball) match yesterday. Ask your friend about the game and its results.

5. Complete the sentences with the Past Simple of the verbs in brackets.

1. When I went shopping yesterday, I *(buy)* some bread and a bottle of milk. 2. Alex *(bring)* his book to class with him. He didn't forget it. 3. I dropped my favourite vase. It fell on the floor and *(break)* into pieces. 4. My brother and his wife *(come)* to our flat for dinner last night. 5. Mr. Manning *(teach)* chemistry at the local high school last year. 6. Last night, when I was asleep, the telephone *(ring)*. It *(wake)* me up. 7. The sun *(rise)* at 6:04 this morning. 8. My dog *(bite)* my neighbour yesterday. 9. Last night I *(not sleep)* well. I *(have)* a bad dream. 10. I *(write)* a letter to my sister after studies yesterday evening. 11. It *(be)* really cold yesterday. The temperature was three below zero. I nearly *(freeze)* when I walked home! 12. The police *(catch)* the bank robbers. 13. I *(think)* about my plans for my vacation, and I finally decided to go to Paris. 14. Today Paul has a sports jacket, but yesterday he *(wear)* jeans and a shirt to class.

6. Speak on the topic "Sports. The Olympic Games". Use the mind-map given below.

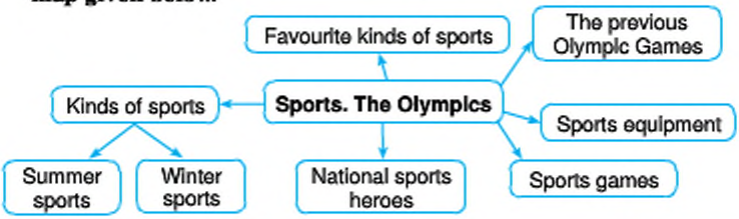

Unit 3

SHOPPING. FOOD AND DRINKS

Lesson 26

1. **Jane is a seven-grade student at one of London schools. She has a plan to organize a party for her classmates. Look at the prompts and say what she is going to do as in the model.**

Model: arrange a party at a café — She is going to arrange a party at a café.

1. Invite a clown to entertain her friends.
2. Organize a lot of games.
3. Order her favourite meal at the café.
4. Take her classmates on a tour around London.
5. Bake a tasty cake with her mother.
6. Write invitation cards.

!

Be going to	
Affirmative	**Negative**
I'm going to work. **You're going to** work. **He's going to** work. **She's going to** work. **It's going to** work. **We're going to** work. **You're going to** work. **They're going to** work.	**I'm not going to** work. **You aren't going to** work. **He isn't going to** work, etc.
	Interrogative
	Am I going to work? **Are you going to** work? **Is she going to** work, etc.

Use

We use **be going to** for:

- plans and intentions we have for the near future.
  I'm going to spend *next summer sailing around the world.*
- predictions based on what we can see (evidence) or know.
  They sky is very cloudy. ***It's going to rain*** *tonight.*

Time Expressions we use with *be going to*:

tomorrow, the day after tomorrow, next week/month/year, tonight, soon, in a week/month/year, etc.

2. Put the verbs in brackets into the *be going to* form.

1. What you (do) with this room? — I (paint) the walls in black and white. 2. The men in the helicopter (try) to help the man in the water. 3. These two men (cycle) across Africa. 4. The Lord Mayor is standing up. He (make) speech. 5. He (grow) a beard when he leaves school. 6. You (reserve) a seat? 7. I (plant) an apple tree here. 8. I (have) a bath. 9. I (not sleep) in this room. It is very small. 10. It (rain). Look at those clouds. 11. That man with the tomato in his hand (throw) it at the dog. 12. The cat (have) kittens. 13. That door (close). 14. When you (pay) the bill? 15. I (stop) her for a moment to ask a question. 16. You (ask) him to help you? 17. I've lent you my car once. I (not do) it again. 18. I saw the play. Now I (read) the book.

3. Look at the nouns in the boxes. Which group can you count? Which can't you count? Label the nouns Countable or Uncountable.

_____	
apples	grapes
carrots	plums
vegetables	calories

_____	
meat	fish
orange juice	coffee
tea	fruit
broccoli	alcohol

4. Look at the expressions of quantity in A, B, C. Which group goes with plural, countable nouns? Which group goes with uncountable nouns? Which goes with both? Use the words in exercise 3 and the expressions in the box and make up 5 sentences of your own.

A	B	C
How much ...?	How many ...?	some/any
not much	not many	not any/no
a little	a few	a lot of/lots of

5*. Use the table to make up sentences about the grandfather.

My grandfather was	the a an no article	shopkeeper.
He lived in		north of England.
He had a fish and chip shop in		old village.
His family lived above		shop.
He made		best fish and chips in the area.
Some people came by		bus to the shop.
He closed the shop once		week.
They went to have		lunch with friends.
He liked to have		little whisky before bed.

6. Listen and read the text. Use the information from it and the model to talk about popular shopping malls in the area where you live.

Shopping Malls

A shopping mall or shopping center is a building or set of buildings that contain a variety of retail units. Visitors easily walk from unit to unit.

In most of the world people use the term "shopping centre", especially in Europe and Australia; however "shopping mall" is also popular in North America and Asia.

The first shooping centres. People knew the Grand Bazaar of Istanbul in 15th century. It is still one of the largest markets in the world with more than 58 streets and 4000 shops.

Gostiny Dvor in Saint Petersburg, opened in 1785 and consisted of more than 100 shops on the area of over 53,000 m².

The Oxford Covered Market in Oxford, England opened in 1774 and still runs today.

The Burlington Arcade in London opened in 1819. The Arcade in Providence, Rhode Island introduced the concept to the United States in 1828.

The largest shopping malls in the world. The title of the largest shopping mall remains with the West Edmonton Mall in Edmonton, Alberta, Canada since 1986. West Edmonton Mall is in the Guinness Book of World Records for the "largest shopping centre in the world" and "world's largest parking lot".

Beijing's (Peking) Golden Resources Mall, opened in October 2004, is the world's second largest mall, at 600,000 m² (approximately 6 million square ft).

Malls in Britain. The majority of British shopping centres are in town centres. A number of large out-of-town "regional malls" such as Meadowhall, Sheffield and the Trafford Centre, Manchester appeared in the 1980s and 1990s. The Metro centre, Gateshead, is the largest shopping centre in Europe with over 330 shops, 50 restaurants and 11 screen cinemas.

Note (the names of malls in the photos): 1. Azrieli shopping mall in Tel Aviv, Israel is the city's largest shopping center; 2. An aerial view of the largest shopping centre in North West England, the Trafford Centre in Greater Manchester; 3. The exterior of the Selfridges department store in the Bullring shopping complex in Birmingham, England; 4. Abasto Shopping Centre in Buenos Aires; 5. The Mall, an out-of-town shopping centre at Patchway, near Bristol, England. Escalators connect the upper and lower levels.

Model: There aren't many shopping malls in my town. (There is a large shopping mall not far from my house). It has a huge supermarket and many smaller shops. I can buy everything there: vegetables, fruit, clothes, things for house and gardening.

Lesson 27

1. Listen and read the dialogue. Role-play it with your partner. Then make up a similar one. Then talk about the clothes you are wearing. What are the colours and what are the sizes? Then talk about another pupil's clothes. Look at this pupil and take notes. Ask your partner about the sizes.

Salesperson: May I help you?
Customer: Do you have this dress **in a size ten**?
Salesperson: We do have it in a ten, but not **in that colour**. What do you think of the blue?
Customer: Oh, it's nice! Can I **try it on**?
Salesperson: Sure. The **changing room** is right **over there**.

2. Read the situations and say what is going to happen. There is a model and words in brackets to help you.

Model: Linda is skiing downhill. She is a bad skier. She can't ski very well. — Linda is going to fall down.

1. The sky is dark. There are many dark grey clouds in the sky (rain).
2. The girl's eyes are red and full of tears (cry).
3. Mother wants to bake a cake. She doesn't have any butter for the cake (send her daughter to the shop).
4. I don't feel well (see a doctor).
5. My grandparents don't have a cow, but they want to have it. They have the money for a cow (buy).
6. The shop usually closes at 7:00 p.m. It's 6:55 p.m. (close).

3. Answer the questions. Pay attention to the words in bold type. Guess their meanings. Use the dictionary if necessary.

1. Where do you shop for clothes, **furniture**, and **households**?
2. What are your favourite stores?
3. Does your favourite store have a **website**? Do you use it?
4. Does your city have **department stores** and malls?
5. Do you prefer to shop in big stores or small stores? Why?

!

Formal	Informal
Could you bring me the check, please?	Can you open the door for me, please?
Could I have your name, please?	Can you call me later?

4. Read the conversations and identify the style (formal or informal). Suggest two examples of your own.

a) *A:* Can I talk to you for a minute?
B: Sure, what's up?

b) *A:* Could I speak to you for a moment?
B: Yes, of course.

c) *A:* Could you come to my office, please?
B: Yes, certainly.

d) *A:* Can you come here for a second?
B: I'm sorry, I'm busy.

5. Look at the pictures and learn the words. Then make up sentences with each word.

customer

wallet (for men)/ purse (for women)

scales

shelf

barcode

trolley

basket

escalator

check/ cheque

cash

credit card

! A pair of ...

shoes

socks

gloves

shorts

pants

earrings

We usually use words like these in the plural. Sometimes the singular form is possible: a shoe, a sock, an earring. BUT NOT a pant, a short.

6*. Use the given expressions for different conversational situations and make up four dialogues for each situation. Role-play your dialogues with your classmates.

Finding a Shop	
Questions	***Answers/comments***
Can you recommend a good toy/clothes shop?	There's a really good bookshop just around the corner.
Is there a chemist's/supermarket in the area?	You can buy that here in the hotel.
Where can I get toothpaste/pet food?	The best toy shop is in the shopping centre.
Where's the nearest shopping centre?	The nearest one is a few miles away.
Opening Hours	
Questions	***Answers/comments***
What time do you open, please?	We're open 24/7. (24 hours a day/ 7 days a week)
What time do you close, please?	We're closed at lunchtime, between 12 and 2 p.m.
What are your opening hours?	We're open from 9 a.m. till 6 p.m. Monday to Friday.
Are you open all day?	
Are you open on Sundays?	
Shopping for Clothes	
Questions	***Answers/comments***
Could you help me, please?	It's too long/short.
Could you tell me where the department is?	It's too tight/loose.
Excuse me, I'm looking for a	The ladies' changing rooms are over there.
Is there somewhere I can try this on, please?	You can bring it back and exchange it or get a refund within 2 weeks if you keep the receipt.
Does it suit me?	
Do you have this in a (larger/smaller size) (different colour), please?	
Do you do alterations?	
Do you have a refund policy?	
Is this in the sale?	

Paying	
Questions	***Answers/comments***
Do you take credit cards?	We take all the major credit cards.
Do you give credit?	We only accept cheques with a cheque card.
Do you have a loyalty card?	We are offering 6 months free credit with no deposit.
Does it have a warranty?	Sorry, no.
Can I pay by cheque?	Yes, certainly.
Do you offer a cash discount?	
Could I have a VAT receipt, please?	
Could I leave my bags here and pick them up later?	

7. Listen and read the dialogue. Role-play it with your partner. Then make up a similar one.

Salesperson: How does that pair feel?
Customer: They are more comfortable, but I like the other pair better.
Salesperson: I'm sorry. I don't have the other pair in a twelve.
Customer: Could you order them for me?
Salesperson: Sure. It is going to take a week for them to come in. Is that OK?
Customer: Yes, that's fine.

8*. Pair work.

a) Talk with your partner about the last time you went to a clothing store. What did you buy? What was the store like? Did the salesperson help you? How?
b) Ask your partner about a visit to a store. What store did she/he go to? What was she/he looking for? What did she/he buy? Then tell the class about your partner's visit to the store.

9. Use the words from the lesson and speak about your shopping habits. You should say:

— Whether you like doing shopping and why;
— Where you go to do shopping;
— What you usually buy.

Lesson 28

1. Read the text and try to guess the meaning of the words in bold type. The pictures below can help you.

Salespeople

The people who sell different things are **salespeople**. But it is a very general word. There are different kinds of salespeople. Those who sell clothes, presents, shoes, or other things you can buy at the department store are **shop-assistants**. But the salespeople who sell vegetables, fruit, and other things you can buy at the grocery store have different names.

A person who sells meat is a **butcher**.

A person who sells fruit and vegetables is a **greengrocer**.

A person who sells sugar, milk, salt and other products is a **grocer**.

A person who bakes and sells bread is a **baker**.

A person who sells flowers is a **florist**.

2. Look at the pictures and try to match them with the names of different shops. Use the dictionary if necessary.

Where to buy what?



Chemist's	Ironmonger's	Grocer's
Record Shop	Book Shop	Optician's
Jeweller's	Butcher's	Florist's
Electrical Store	Haberdasher's	Shoe Shop or Cobbler's
Greengrocer's	Fishmonger's	Men's Clothing Shop or Tailor's
Baker's	Newsagent's	Ladies' Clothing Shop or Boutique

3. Read the expressions and guess who might say them.

Model: "Do you have any…?" — A customer might use this language.

1. "I'm sorry, that's all we have."
2. "I'm looking for…"
3. "Is this on sale?"
4. "I'm sorry, that's the last one."
5. "I don't have anything smaller."
6. "I'm just browsing, thank you."
7. "Can I help you?"
8. "Are you looking for anything in particular?"
9. "I'm just looking, thank you."
10. "I wonder if you could help me…?"

11. "I'm sorry, I don't have any small change."
12. "Would you have change for this?"
13. "Can I have the receipt, please?"
14. "Are you going to pay in cash?"
15. "Can I pay by credit card?"

4. Listen and read the dialogue. Act it out with your partner. Then make up a similar one.

Salesperson: May I help you?
Customer: Yes. How much is this necklace?
Salesperson: $ 275.
Customer: How about that one?
Salesperson: This one?
Customer: Yes.
Salesperson: Let's see... This one is $89. Would you like to try it on?
Customer: Yes, thank you. Oh, it's very nice. Wrap it up (загорнiть), please!

5*. Read the text about British money. Look at the pictures of British bank notes and coins. Then say how many hryvnyas you should pay for each nomination if one British pound sterling equals to 19,3 hryvnyas.

Pound sterling refers to basic currency unit of sterling, now the pound, which is the currency of the United Kingdom (UK).

The sign for the pound is £ (or rarely just "L"). Both symbols derive from libra, the Latin word for 'pound'. The standard ISO 4217 currency code is GBP = Great Britain Pound.

The pound sterling is one of the worlds most popular currencies along with the United States dollar, the Japanese yen and the euro.

British money comes in pounds (£) and pence (p). British paper money comes in denominations of £5, £10 and higher. Different denominations have different colours. There are £2, £1, 50p, 20p, 10p, 5p, 2p and 1p coins.

Sir Isaac Newton — 1 pound bank note

Michael Faraday — 20 pound bank note

Charles Darwin —
10 pound bank note

George Stephenson —
5 pound bank not

6. Role-play.

Role card A	Role card B
You work in a clothing store. You have these items: Men's Sweaters (sizes: small, medium and large; colours: black, blue, green; price: $75) and dresses (sizes: 6, 8, 10, 12; colours: red, blue, black, grey; type: cotton; price: $120). You don't have dresses in sizes 8 and 12 in red and blue. A customer walks up to you. Begin the conversation. Use some of the following expressions: May I help you? What size would you like? What kind of ... would you like? Just a moment. This one is ... (price).	You are a customer in a clothing store. You are looking for these items: brown or black woolen sweater, medium size red or blue cotton dress, size 12. Go to a salesperson in the store. Ask about the sweater and the dress. Ask about the price and the size. Buy them, if you like them. Use some of the following expressions: I am looking for ... . How much is it/are they? How about that one? That's expensive.

Lesson 29

1. Listen and read the dialogue. Role-play it with your partner. Then make up a similar one.

Salesperson: May I help you?
Shopper: We were just looking.
Salesperson: There is a sale (розпродаж) on electronics today. TVs and stereo equipment are all 20% off (зі знижкою у 20%).
Shopper: I guess I am going to buy a new TV. What about the cabinet for it?
Salesperson: No problem. There is a sale on furniture, too!
Shopper: Really? What floor is that on?
Salesperson: Right upstairs — third floor.
Shopper: Thank you very much!
Salesperson: You're welcome!

2. Ask your partner about his/her shopping habits. Then report to the class what you know about him/her.

1. Do you enjoy shopping? How often do you go shopping? How much time do you spend each time you go?
2. What's your favourite place to shop? Why?
3. Do you compare prices at different stores when you shop?
4. How important is good customer service when you are shopping?
5. Are you a price conscious shopper? What is your opinion of discount ([ˈdɪskaʊnt] — знижка) stores?
6. When you buy something, do you read the label? Why or why not?

3. Look at the pictures and learn the names of vegetables.

cauliflower

turnip

potato

carrot

eggplant

tomato

radish

mushroom

red cabbage

cucumber

peas

broccoli

spinach

onion

Brussels sprout

garlic

mint

4. Look at the picture and say what you can buy at this greengrocer's. You may use the vocabulary items from exercise 3.

Model: As far as I can see, I can buy some tomatoes at this greengrocer's.

!

I		a glass of orange juice.	I'd like ...
He		fish and chips.	He'd like ...
She	would like	a glass of water.	She'd like ...
We		two small pizzas.	We'd like ...
They		a salad.	They'd like ...

6. Listen and read the dialogue. Role-play it with your partner. Then make up a similar one.

Shop-assistant: Can I help you?
Mr. Clark: Yes, please. I would like some cheese.
Shop-assistant: How much?
Mr. Clark: Half a kilo is enough.
Shop-assistant: Here you are. Anything else?
Mr. Clark: No, thanks.
Shop-assistant: You are welcome.

7. Look at the pictures and learn the words.



8*. Listen and read the dialogue. Role-play it with your partner. Then make up a similar one. Use the words from exercise 7.

Shop-assistant: Can I help you?
Mrs. Jones: Yes, please. I would like some plums (сливи).
Shop-assistant: How many kilos of plums do you want?
Mrs. Jones: Two kilos, please.
Shop-assistant: Here you are. Anything else?
Mrs. Jones: Yes, please. I would like to buy some cucumbers. How much are they?
Shop-assistant: A kilo of cucumbers is 5 hryvnyas.
Mrs. Jones: It is rather expensive. Anyway, I am going to take two kilos as well.

Lesson 30

1. Listen and read the text. Do the quiz after it.

Fast Food in the USA

Fast food is good for you. Not only is fast food delicious, it is also nutritional. Fast food contains many of the nutrients all human beings require to lead active, healthy lives. Some fast food also contains vitamins, and everybody knows how important vitamins are.

Fast food comes in many forms. The most common kinds of fast food are hamburgers and hot dogs, but there are many other varieties. Fish and chips are popular in England, and Americans too enjoy this wonderful, nutritional delicacy. If we take a little time to examine the history of fast food we can learn a lot about many different cultures. For instance, did you know that a Chinaman invented pizza?

There are many people who feel that fast food is not good for you. They have a right to their opinions, because America is a free country.

1. A good title for this passage would be:
   a) America, Land of the Free
   b) Foods of the World
   c) The Truth About Pizza
   d) Eating Sensibly
2. The main idea of this passage is:
   a) Fast food is good for you
   b) Vitamins are important
   c) Free speech is an important right which many people abuse
   d) You can have your cake and eat it too
3. Fast food contains:
   a) Nutrients
   b) Vitamins
   c) Fish and chips
   d) Many different cultures
4. America is a free country because:
   a) People have the right to their opinions
   b) Fast food is good for you
   c) Fast food is free
   d) Americans can eat other people's food
   e) a, b & d

2. **Look at the pictures and learn the words.**

cereal

pizza

sandwich

yoghurt

chicken

hamburger

milkshake

bacon

tea

peanuts

ham

crisps

spaghetti

ice-cream

milk

3. **Look at the pictures and match them with the names of the places for eating out.**

a) Fast Food Restaurant b) Restaurant c) Snack Bar
d) Pub e) Café f) Bistro

4. What do you think? Are these prices high, reasonable (помірні), or low?

_____	$60.00 for a pair of jeans.	_____	$100.00 for a tie.
_____	$1.00 for a cup of coffee.	_____	$8.00 for a shirt.
_____	$20.00 for a glass of juice.	_____	$7.00 for a movie ticket.

5. Practise speaking as it is given in the models.

Models:

A:	Would you like a cup of tea? Would you like a piece of cake? What would you like?	*B:*	Yes, please. No, thank you. We'd like some ice-cream.
A:	Would you like some apple pie? What kind of pie would you like? Would you like some juice? What kind of juice would you like?	*B:*	No, thanks. Yes, please. I'd like chocolate cream pie. I'd like some apple juice.

6. Culture corner: times for eating meals in different countries. What time do people usually have their meals in Ukraine?

	USA	UK	Mexico
Breakfast:	7–8 a.m.	7–8 a.m.	7–8 a.m.
Lunch:	12–1 p.m.	12–1 p.m.	2–3 p.m.
Dinner:	6–7 p.m.	7–8 p.m.	9–10 p.m.

7. Look at the pictures. Learn the words. Practise speaking as it is given in the model. Name some other foods that have similar tastes.

Model: How do the peppers taste? — They are spicy.
How do you like these pickles? — They are sour but I like them.

spicy

sour

sweet

salty

7*. Fill in the blanks with the words from the box.

My Favourite Restaurant

I like to eat out and I go to a (1) ... for dinner twice a week. I (2) ... with my uncle, Bill.

Our (3) ... restaurant is an Indian restaurant in Cleveland Street in Surry Hills. It is not very big (4) ... it is always busy. There are only a (5) ... tables in the restaurant and there is a white (6) ... on each table. There is also a vase with (7) ... flowers on each table. There are plants in the (8) ... . We usually (9) ... hot curries and eat them with rice. The food is (10) ... so we enjoy it very much. The service is (11) ... and friendly.

My uncle and I always have a (12) ... evening at our favourite restaurant.

favourite	tablecloth	go	few
corners	delicious	order	restaurant
pleasant	but	quick	lovely

8*. Using the picture and modals *should/shouldn't* to make up a list of table manners.

Model: You shouldn't play while eating.



9*. Use the expressions given below and make up a conversation to order food in a restaurant.

I'd like the ... , please.
For starters I'd like to have the soup and for the main course I'd like the roast beef.
Could I have chips instead of potatoes, please?
Good evening, my name is Hand. I have a table booked for six.
Could we have an extra chair, please?
Could we have a table over there, please?
What is the house special today?
Is there anything you would recommend?
Could I see the menu, please?
Which juice would you recommend?
Do you have the menu in English/German/French ..., please?
Do you have a high chair for young children, please?
I'm sorry but I asked for a table by the window.

10. Listen and read the dialogues. Make up similar ones. Act them out with your partner.

a) *A:* Are you here with your brother?
B: Yes, I am.
A: Where is he?
B: He is talking to the boys.
A: Which one is your brother? (Котрий із них твій брат?)
B: The one in the blue jeans and a green shirt. (Той, що у ...)
A: The one with fair hair?
B: No, the one with dark hair.
A: Oh, I see.

b) *Shop-assistant:* Can I help you?
A customer: Yes, I am looking for a nice dress.
Shop-assistant: Do you want an evening dress or just an occasional one?
A customer: Occasional.
Shop-assistant: Do you want a dress with a pattern (з узором) or solid (однотонне)?
A customer: With a pattern, please.
Shop-assistant: Try this one, please. It's a very nice flowered pink dress.
A customer: Oh, I don't like the pink colour. And I prefer a polka dot pattern (узор в горошок). Could you show me that purple dress with long sleeves.
Shop-assistant: Here you are.
A customer: Thank you.

Lesson 31

1. Listen and read the dialogue. Role-play it with your partner. Then make up a similar one.

Waiter: What would you like for dinner?
Mrs. Miller: I'd like the steak, please.
Waiter: And for you, sir?
Mr. Miller: I'd like the chicken with rice, please.
Waiter: Right away.

2. Answer the questions.

1. Did you have breakfast this morning?
2. Who do you eat breakfast with? Who do you eat lunch with?
3. What did you have for dinner yesterday?
4. What is your favourite fast-food restaurant?
5. Do you prefer fast-food or your mom's cooking?
6. What is your favourite food?
7. What is your least favourite food?
8. Who cooks in your family? Who is a better cook: your mother or father?
9. Do you know how to cook well?
10. Do you enjoy spicy food?

3. In a letter to her Ukrainian pen-friend Jane wrote about her favourite food. Read the letter and then answer the questions: 1) What does she like? 2) What does she hate? 3) What do her family members like and hate? After that write a similar letter to your pen-friend.

Dear Oksanka.

You asked me about my favourite food. Well, I eat cereal or toast, bread with peanut butter and hot chocolate for breakfast. My Dad loves bacon and eggs in the morning. I usually take a ham sandwich to school. But we get a hot lunch there too. It's pizza and fried chicken or hamburgers. I love hamburgers.

There's also a food shop at my school. You can buy crisps, and sweets there. I often buy ice-cream there during a break.

At home I eat lots of different things – steak with potatoes, chicken or fish and chips. My Mum often makes a fruit cake and green salads. I like chocolate milkshake. I don't like spaghetti. My family eat a lot of fruit and vegetable salads. But my favourite food is pizza. I know how to make it.

Love, Jane

4. In pairs, find out your partner's favourite fruit, vegetable, meat, soup, snack, sweet and drink and his/her three dislikes. Then, in groups of four, compare your results. What are the food hits and food hates? Use the model to help you.

Model: What food do you like? — I love steak and ice-cream.
What food do you hate? — I hate cabbage and feet.
The food hits in our group are hamburgers, the food hates are porridge and onion.

5. Oksanka is coming to visit Jane on Sunday. Jane is a hospitable girl. Help her to make a Sunday menu.

Breakfast	Lunch	Dinner
Tea		

6. Look at the menus of restaurants. Match the names of the restaurants with the menus.

BURGER KING

A SOUND MIND IN A SOUND BODY

7*. Interview your classmates. Make a survey and then get ready with your report about what you know about them. Use the table on page 96.

What do you usually have for breakfast?
Where do you usually have lunch?
What do you typically have for lunch?
Where do you usually have dinner?
What time do you usually eat dinner?
Do you often go to fast-food restaurants? How often?

How often do you eat at restaurants?
Do you usually leave tips (чайові)?
How often do you order food at your home?
Do you ever order pizza?
Do you ever order Chinese food?
What is your favourite food? How often do you eat it?
Do you enjoy spicy food? What is the hottest food for you?

Reporting results

The majority (більшість) of the pupils in this class ... always/never ... .
Most (більшість) pupils in this class ... sometimes ... .
Quite a few (досить багато) pupils in this class ... often ... .
About half (майже половина) of the pupils in this class ... occasionally ... .
Hardly any (майже ніхто) of the pupils in this class ... normally ... .
Almost no one (майже жоден) in this class ...

! ***Always, usually, often, sometimes, seldom, never, ever, normally, frequently, occasionally, rarely*** are **adverbs of frequency.**

Position of the adverbs of frequency

Initial (at the beginning)	Middle (before the main verb, or after the link verb)	Final (at the end)
sometimes, usually, normally, often, frequently, occasionally	always, never, seldom, rarely, often, usually, sometimes, ever, normally, frequently, occasionally	sometimes, usually, normally, often, frequently, occasionally
Usually I get up early. *Sometimes* I think I'd like to live somewhere else.	I *never* eat Chinese food. I am *seldom* late for school. We *sometimes* go out for a meal.	I go to a café quite *often*. We eat out *occasionally*.

always 100% → *I always speak English at school.*
usually ↑ → *I usually speak English at school ...*
sometimes ↓ → *I sometimes speak English at work.*
never 0% → *I never speak English at home.*

Lesson 32

1. Listen and read the dialogues. Act them out with your partner. Then make up similar ones.

Dialogue 1

Annie: It's your turn to pick the restaurant, Tony. Where do you want to go for dinner?

Tony: I am not sure.

Annie: Do you like "The Bayroom"? It has good food. Oh, how about Antonio's?

Tony: I like Antonio's more than the Bayroom. It's not as crowded. It's less expensive. And it's a lot more fun.

Annie: OK. Let's go to Antonio's then. I am going to make a reservation for 7:30 p.m.

Tony: Great!

Dialogue 2

Restaurant employee: Southern Accent. Good evening.

Mr. Blake: Yes, hello. I'd like to make a reservation for a party of seven.

Restaurant employee: For what night?

Mr. Blake: For tonight at 8:00.

Restaurant employee: Could you hold, please, while I check?

Mr. Blake: Yes, certainly.

Restaurant employee: Thank you for holding. I'm sorry, sir, but 8:00 is going to be difficult tonight. Could you come at 7:15 or 8:45 instead?

Mr. Blake: I think 7:15 is OK.

Restaurant employee: Very good. And the name?

Mr. Blake: Blake.

Restaurant employee: Thank you, Mr. Blake.

2. Use the expressions given below and make up a dialogue to complain about a restaurant service.

Excuse me, but my meal is cold.

I'm sorry, but I ordered the salad not the vegetables.

Excuse me, this steak is overdone (пересмажений), I ordered rare (легкого просмаження).

Excuse me, this juice isn't chilled properly.

3. Group discussion.

The kind of food we eat can have a strange effect on our feelings. Are there any foods that make you happy? Any foods that make you sad? Any foods that make you ready to fight? Do you really think we can feel jolly (веселий) while eating spaghetti?

4. Look at the pictures. Practise speaking as it is given in the model. Speak about other foods and the ways you cook them.

Model: How do you prepare potatoes? — I boil them.

What about the chicken? Do you boil it **as well**? — No, I fry it.

boil

fry

bake

roast

5*. Food idioms. Learn the meanings of the idioms and then complete the sentences with the correct one.

1. If something **makes your mouth water**, it makes you eat it.
2. If you say that someone **has a sweet tooth**, you mean that they particularly like sweet things.
3. If you feel that you **have egg on your face**, you feel stupid or embarrassed (зніяковілий) because of something you did.
4. If something **is your bread and butter**, it is the activity or job you do to get money you need.

a) You can ... if your plan doesn't work.
b) Driving is his ... though (хоча) he also writes music.
c) One look at those delicious cakes ... .
d) Stop eating so much chocolate. You really ... .

6. Listen to the dialogue and answer the questions given after it. Then role-play the dialogue with your partner. Then make up a similar one.

Sam: Where do you want to go for dinner?
Miriam: How about the sushi restaurant on 23rd Street?
Sam: I love that place, but we went there last week.
Miriam: Do you feel like having a pizza?
Sam: Sure! Do you want to go to Vito's?
Miriam: Yes, great!

1. What sort of restaurant does Miriam suggest for dinner?
2. Why doesn't Sam want to go there?
3. What kind of food does Miriam suggest next?
4. Do you like sushi? Do you like pizza? Why?

7*. Types of restaurants. Match the pictures with the conversations.

1

2

3

4

a) What kind of food do they serve? — Shrimp, crab, lobster and fish.
b) Where would you like to go for lunch? — Let's go to a pizza place.
c) Where do you want to go for lunch? — I feel like a light lunch. Let's go to the café.
d) What kind of food would you like? — How about steak?

8. Write sentences about James, Linda and Tom, and finally about yourself. Use the table on page 96.

	drink tea	be late	play tennis	watch TV	read a book
James	never	always	rarely	sometimes	often
Linda	usually	often	occasionally	often	rarely
Tom	always	never	sometimes	frequently	sometimes
You					

Model: James never drinks tea. He is always late.

REVISION

Lesson 33

1. Suggest English words for the given definitions.

a) a shop that sells many different items in different departments. Harrods is probably the world's best known;
b) a large shop that sells mostly food and household items;
c) a shop that sells food;
d) a shop that sells fresh fruit and vegetables;
e) a shop that sells fresh meat;
f) a shop that sells fresh bread and cakes;
g) a shop that sells fresh fish;
h) a shop that sells medicines and toiletries;
i) a shop that sells newspapers and magazines;
j) a shop that sells glasses / contact lenses;
k) a shop that sells hard goods, such as nails (цвяхи) and screws (болти);
l) a shop that sells books.

2. Listen and read the text. Do the quiz.

Going Shopping

Mrs. Smith went shopping with her son. They looked for a present for Mr. Smith's birthday. Mrs. Smith wanted to buy him a new camera and Tom wanted to buy him a jumper.

They drove to the department store on the High Street. Mrs. Smith used the escalator to go to the Electrical Department on the third floor and Tom took the stairs up to the Men's Clothing Department on the first floor.

When she got to the Electrical Department she found that they sold cameras in the Photography Department on the ground floor. She took the elevator down and asked the sales assistant there for some help. She didn't know much about cameras and needed some advice. He recommended an automatic camera by Olympus, but it was too expensive. She asked him if he had anything a little cheaper and he told her about a special offer on the Pentax range. It still seemed expensive so she thanked the assistant and decided to look around first.

Meanwhile, Tom looked at the jumpers. He only had £10 to spend so he couldn't afford most of them. He saw his mother and they decided to go to the smaller shops round the corner.

1. How did Mrs. Smith get around the store?
   A She took the elevator up and the escalator down
   B She walked up the stairs and took the elevator down
   C She walked up and down the stairs
   D She took the escalator up and the elevator down
2. Did they walk to the shops?
   A Yes **B** No
3. Did they look for a Christmas present?
   A Yes **B** No
4. Where did they sell the cameras?
   A in the Men's Clothing Department
   B in the Electrical Department
   C in the Photography Department
5. Mrs. Smith went in town alone.
   A True **B** False
6. How much did Tom have to spend?
   A £20 **B** £15 **C** £10
7. What department did Mrs. Smith go to first?
   A The Electrical Department
   B The Photography Department
   C The Men's Clothing Department
8. Where did Mrs. Smith and Tom go after the department store?
   A To the supermarket round the corner
   B To the shops round the corner
   C To the bakery round the corner
9. Could Mrs. Smith afford the Olympus camera?
   A Yes **B** No
10. What department did Tom go to?
   A The Women's Clothing Department
   B The Men's Clothing Department
   C The Photography Department

3. Get ready to speak on the topic "Shopping". Use the mind map given below.

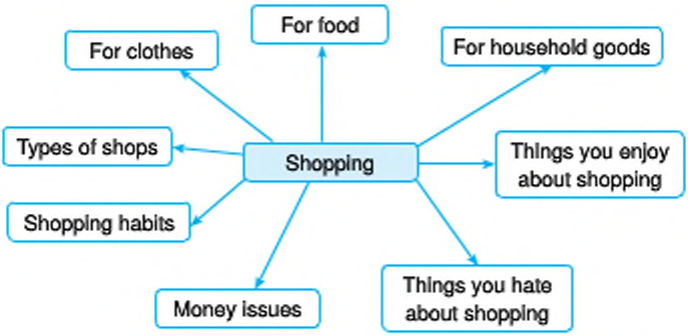

4. *Time to play.* Divide the class into two teams. Then take turns to suggest English words you know from this unit that mean the items of clothing and accessories, fruit or vegetables you can buy in shops. The teams that names the most number of words wins the game.

5*. Spot a mistake. Find one extra (unnecessary) word in each sentence. Then write correct sentences in your copy-books.

1. Yesterday, I went to shopping in town with my best friend.
2. We took the bus because it's difficult to doing park the car near the shops.
3. There was a sale in the shoe shop, but they didn't never have anything I liked in my size.
4. I did find a nice new swimsuit for summer which was on sale in the department store. I was a thrilled because I got it for half price.
5. Around lunchtime, we stopped for a eating pizza even though I'm supposed to be dieting. Well, it was the weekend, wasn't it?
6. After lunch we went to the new sports shop near the cinema. My friend was looking for a new tennis racquet, she's been had her old one for years.
7. I don't play tennis myself, but I have to admit the one she have bought looked lovely and I was surprised how light it was.
8. By the end of the day I'd spent much more a money than I'd wanted to, my bags felt so heavy.
9. I guess I will have to be taking careful with my spending for the rest of the month.

6*. In what type of a restaurant would you find the following foods? Use the dictionary if necessary.

Where do you find…?	*At a… .*
croissants	café
scones and muffins	fast food restaurant
hamburgers and French fries	vegetarian restaurant
salads	British pub
tuna rolls	
salmon	
fish and chips	

7. Listen and read the dialogue. Act it out with your partner. Then make up a similar one.

Mrs. Smith: John, I'm going to the shops. Is there anything you want?
John: Yes, please! Can you pick up my magazine from the newsagents?
Mrs. Smith: Of course. Do you want to come with me?
John: No way, I'm going round to Mike's house, sorry.
Mrs. Smith: No problem. Be home by 5 o'clock at the latest.
John: OK. See you later.

8*. Get ready to speak on the topic "Food and Drinks". You can use the mind-map given below.

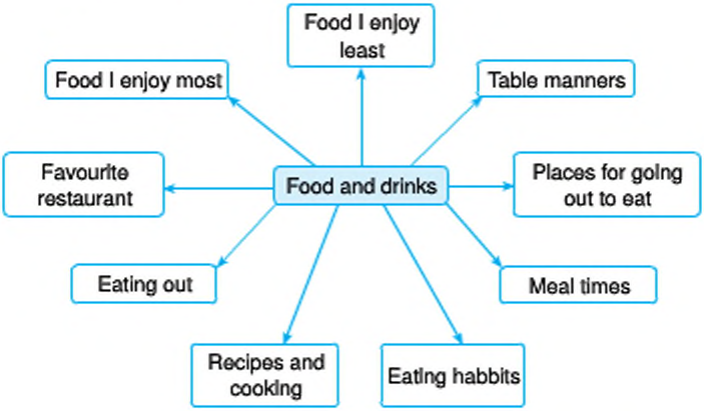

Unit 4

APPEARANCE AND CHARACTER

Lesson 34

1. Use the models to talk about your family members and friends.

Model 1:

— What does your brother look like?
— He has got blond hair and green eyes.
— Is he tall or short?
— He's tall.
— And how old is he?
— He is young. He is 21 years old.

Model 2:

— What does your teacher look like?
— She has got grey hair and brown eyes.
— Is she kind or strict?
— Oh, she is very strict. But we love her very much.

2. Look at the pictures and describe the appearence of the people in the dialogue form as it is done in exercise 1.

3. Read the words and their definitions. Suggest the Ukrainian equivalents for the words.

honest ['ɒnɪst]	someone who is honest always tells the truth and does not cheat or steal
generous ['dʒɛn(ə)rəs]	willing to give money, spend time etc. in order to help people
hospitable [hɒ'spɪtəb(ə)l]	friendly, welcoming and generous to visitors
sociable ['səʊʃəb(ə)l]	friendly and enjoying being with others
patient ['peɪʃ(ə)nt]	able to wait calmly for a long time or to accept difficulties, people's annoying behaviour etc. without becoming angry
stubborn ['stʌbən]	determined not to change your mind, even when people think you are being unreasonable
lazy ['leɪzi]	not liking work and physical activity, making no effort to do anything
decisive [dɪ'sʌɪsɪv]	being good at making decisions quickly and with confidence
brave [breɪv]	dealing with danger, pain, or difficult situations with courage and confidence
intelligent [ɪn'tɛlɪdʒ(ə)nt]	having a high level of mental ability, being good at understanding ideas and thinking clearly
greedy ['gri:di]	always wanting more food, money, power etc. than you need

4*. Look at the mind-map below and then make up sentences as in the model. Use the dictionary if necessary.

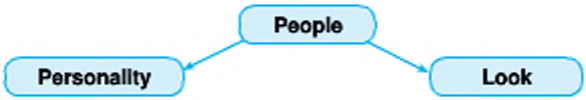

confident, easy-going, hard-working, sensitive, friendly, funny, impatient, helpful, honest, kind, lazy, romantic, quiet, sensible, shy, sociable, tidy, untidy, unhappy, talkative

attractive, good-looking, handsome, pretty, ugly
overweight, short, slim, skinny, tall, well-built
dark-, fair-, pale- skinned

Model: I have a friend. Her/ his name is ... . She/he is very *attractive*. She/ he is *quite slim*. She/he's got *dark hair*. She/he is usually *easy-going and sociable*. But sometimes she/he can be *rather moody*.

5. Calculate your sign according to the Chinese horoscope.

	Rat	1912	1924	1936	1948	1960	1972	1984	1996	2008
	Ox	1913	1925	1937	1949	1961	1973	1985	1997	2009
	Tiger	1914	1926	1938	1950	1962	1974	1986	1998	2010
	Rabbit	1915	1927	1939	1951	1963	1975	1987	1999	2011
	Dragon	1916	1928	1940	1952	1964	1976	1988	2000	2012
	Snake	1917	1929	1941	1963	1965	1977	1989	2001	2013
	Horse	1918	1930	1942	1954	1966	1978	1990	2002	2014
	Goat	1919	1931	1943	1955	1967	1979	1991	2003	2015
	Monkey	1920	1932	1944	1956	1968	1980	1992	2004	2016
	Rooster	1921	1933	1945	1957	1969	1981	1993	2005	2017
	Dog	1922	1934	1946	1958	1970	1982	1994	2006	2018
	Pig	1923	1935	1947	1959	1971	1983	1995	2007	2019

The Chinese calender differs from the Western calendar. The beginning of a Chinese new year changes every year, on dates between late January and late February.

6. Look at the photos of world stars. Define their zodiac sign in the Chinese horoscope. Try to guess what kind of people they are.

Angelina Jolie
04.06.1975

Brad Pitt
18.12.1963

Emma Watson
15.04.1990

Daniel Radcliffe
23.07.1989

Model: Angelina Jolie, 1975, Rabbit.
I think she is kind.
Angelina looks honest (виглядає, створює враження чесної) and sociable.

7. Listen and read the text. Then practise speaking as it is given in the model.

The Chinese Horoscope

(Part I)

According to the Chinese horoscope there are twelve signs which have the names of the animals. The twelve-year cycle begins with the year of the Rat. The people born in the Rat year are usually sociable, honest, merry and intelligent, but greedy. The next is the year of the Ox — strong, proud, patient, and silent, but also stubborn and slow. The people who were born in the year of the smiling Tiger are strong, brave, generous and they are leaders. If you were born in the year of the Rabbit you are clever, hospitable, sociable, friendly but careful. You are probably healthy, generous, independent and stubborn when you were born in the year of the Dragon. The Snake-year people are usually calm, decisive but lazy.

Model: A: Rats are not only sociable, but also honest.
B: Yes, but although Rats are honest, they can also be greedy.

8. Make up as many sentences as you can using the table given below.

The Tigers The Rats The Oxen The Rabbits The Dragons The Snakes	are can be are not only	brave sociable greedy independent generous lazy calm honest	and but also	patient. strong. stubborn. slow. friendly. decisive. careful.

9*. Say: a) what animal is your sign according to the Chinese horoscope; b) whether the features of character of your animal sign are typical of you (*є типовими для тебе*).

Lesson 35

1. Listen and read the dialogues. Make up similar ones. Then act out your dialogues with your partner.

a) *A:* I'm bored (мені скучно).
B: Well, do something.
A: What, for example?
B: Wash your hair.
A: I did it an hour ago.
B: Clean your room.
A: I cleaned it yesterday.
B: Well, then you are a boring person.

b) A: Oh, dear!
B: What's wrong?
A: I can't find my key.
B: Really!
A: Don't laugh. It isn't funny.
B: Yes, it is.
A: Is it? Why?
B: It's in your hand.
A: Oops! I am so absent-minded (розсіяний).

2. Match the words with their definitions. Use the dictionary if necessary.

1. cruel	a) behaving in an unpleasant or rude way because you think you are more important than other people
2. fair	b) wanting to know about something
3. unfair	c) making someone suffer or feel unhappy
4. arrogant	d) not easily upset, worried or annoyed
5. modest	e) caring only about yourself, not about other people
6. shy	f) able to think of new, different and interesting ideas
7. easy-going	g) embarrassed about meeting and speaking to other people
8. deceitful	h) treating everyone in a way that is right or equal
9. cunning	i) not wanting to talk about one's abilities or achievements
10. reliable	j) able to tell lies in order to get what they want
11. inventive	k) able to be trusted or depended on
12. selfish	l) not right or fair
13. curious	m) being clever but dishonest and unfair

3. Listen and read the text. Then compare two signs of the Chinese horoscope as it is given in the model.

The Chinese Horoscope

(Part II)

The people born in the year of the Horse are often easy-going, cheerful, skilful, and powerful, but also cruel and impatient. The Goats are inventive, intelligent, easy-going, but they are not reliable. The Monkeys can usually be clever, inventive, skilful, but often arrogant and impatient. The Rooster is usually generous, brave and merry, but unfair and stubborn. The Dog is modest, brave, intelligent and responsible, but also stubborn and selfish. The last year in the cycle is the year of the Pig. The Pigs are usually honest, sociable and intelligent, but they are very shy and slow.

Model: The Horse is as cheerful as the Rooster. The Goat is not as reliable as the Dog.

4. Try to describe your friend's character. Be honest.

5*. Let's play a game. Divide the class into two groups. Choose a leader in every group. Each group thinks a pupil from the opposite group, then the leader describes this pupil's character. If the opposite group guesses the pupil it gets one point. The group that has more points wins the game.

6*. Complete the sentences using the words from the box.

generous, arrogant, stubborn, reliable, cunning, honest, fair, patient

1. This girl never tells a lie. She is ... .
2. ... people always do what they want even if somebody asks them not to do that.
3. My father is ... . If you are right he agrees, if you are wrong he disagrees.
4. That ... lady thinks she is the most beautiful woman in the world.
5. My cousin is very ... . He can give you everything that he has.
6. Don't believe his words. He is a ... person.
7. You can trust him. He is a ... boy.
8. Those children make so much noise, but their mother is rather ... .

7. Listen and read the dialogue. Make up a similar one.

Ann: Hello, Linda. Is Jack here?
Linda: No, he isn't.
Ann: Is he working today?
Linda: No, he isn't. He is in the kitchen.
Ann: What is he doing?
Linda: He is cooking.
Ann: What are you doing?
Linda: I am reading.

8. Listen and read the text. Say whether the statements after it are true or false.

Secrets of the Stars

(Part I)

Capricorn *(December 22 – January 20)*. These people are very organized, patient, and hardworking. They are sometimes pessimistic. They are serious and are sometimes shy and quiet. They like to be alone. They don't like sports. They don't like new ideas.

Aquarius *(January 21 – February 19)*. Aquarius people like modern life very much. They have many strange ideas. Aquarius people like to change or make things. They are sometimes rude, but they are romantic. Most Aquarius people are friendly. They like crowds.

Pisces *(February 20 – March 20)*. Many Pisces people are moody and lazy. They are not good workers when the job doesn't need imagination. They are not good businesspeople. They sometimes forget things.

Aries *(March 21 – April 20)*. Aries people are impatient and aren't careful. They are good leaders, but sometimes they may be boring. Some Aries people are rude. Aries people aren't afraid and are never late. They walk fast and like dangerous sports.

Taurus *(April 21 – May 21)*. Taurus people like good food and comfortable things. They are patient, friendly and hospitable, but some Taurus people are stubborn and selfish. They are careful with money. They don't like change. Taurus people are good gardeners and musicians.

Gemini *(May 22 – June 21)*. Geminis are very curious and active. They like to travel. They are usually intelligent and modest, but very often they can be unfair and cruel. They are funny, but many Geminis are moody.

1. Pisces are very inventive. They can imagine a lot.
2. Gemini are anxious travelers. Their mood is very changeable.
3. Aquarius would rather be on his own. He doesn't like the company.
4. Aries always try to follow other people's instructions. They are very reasonable and cautious.
5. Capricorns enjoy working very much. But it is rather difficult to make them more optimistic.

9. Write a description (8–10 sentences) of your character.

Lesson 36

1. Use the given word lists to make up dialogues as it is given in the model.

Model: *A:* What are your strengths?
B: I am a hard-worker. I'm dependable. And I am always eager to learn new things.
A: Are you a patient person?
B: I try to be.

strengths
honest
hard-working
reliable
organized
eager
punctual
flexible
patient

weaknesses
dishonest
lazy
unreliable
disorganized
indifferent
tardy
inflexible
impatient

2. Pair work. Describe your partner's character. There is a model to help you.

Model: I think you are honest, but sometimes you can tell a lie.

3. Think of and then speak about what kind of person the headmaster should be.

4. a) Listen and read the text.

Secrets of the Stars

(Part II)

Cancer *(June 22 – July 23).*

Many Cancer people are nervous and afraid. They like to stay at home, and they don't like to travel. They are good cooks but they don't like to throw things out. They are rather kind and clever but sometimes may be selfish and arrogant.

Leo *(July 24 — August 23).*

Leo people think they are wonderful. They love power. They are inventive. They aren't shy. Leos are also generous and romantic. They like expensive restaurants.

Virgo *(August 24 – September 23).*

Virgos are impulsive and tidy. Some Virgos are not romantic, but they are honest. They are calm. Virgos remember small things. Many Virgos are intelligent and reliable, but often shy and deceitful.

Libra *(September 24 – October 23).*

Libras are sociable and romantic. Some Libras are cold, unfriendly people. They aren't selfish. They like art and dancing. They are fair and easy-going, but often impulsive and arrogant.

Scorpio *(October 24 – November 22).*

Scorpios are very strong, but they are also greedy and stubborn. They are hospitable but some Scorpios are cruel. Some Scorpios are very brave, but some Scorpios are dangerous. They are not honest. They don't like to work with other people.

Sagittarius *(November 23 – December 21).*

They are brave and kind but may be rude and cunning. Sagittarians are impatient, but they are also generous. They are not careful with their money. They like to travel, sports, and hobbies played outside.

b) Use the information and say what kind of character is typical for a person if:

1. She is a Horse and a Libra.
2. He is a Dragon and a Sagittarius.
3. She is a Tiger and a Capricorn.
4. He is a Pig and a Pisces.

5*. Complete the chart given below by putting V-mark next to zodiac signs. (Use the exercises 8, lesson 35, and 4, lesson 36).

	rude	shy	careful	patient	romantic	friendly	generous	energetic
Capricorn								
Aquarius								
Pisces								
Aries								
Taurus								
Gemini								
Cancer								
Leo								
Virgo								
Libra								
Scorpio								
Sagittarius								

6. Read the statements and say whether they are true or false.

1. If your birthday is on April 1, you are an Aries.
2. Leos are arrogant.
3. Geminis are serious.
4. Virgos are honest.
5. Pisces are born between 24 October and 22 November.
6. Many Taurus people like to travel.
7. A Sagittarius probably likes football.
8. Aquarius people like swimming.

7*. Write in English.

1. Я можу описати характер Терезів. 2. Риби є дуже хорошим знаком зодіаку. 3. Я не вірю у Китайський гороскоп. 4. Мій тато народився у рік Коня. 5. Хто твій брат згідно зі знаками зодіаку? 6. Люди, котрі народилися у рік Мавпи, зазвичай, розумні, винахідливі, але вперті.

8. Get ready to speak about yourself and your family members. Use the mind-map given below.

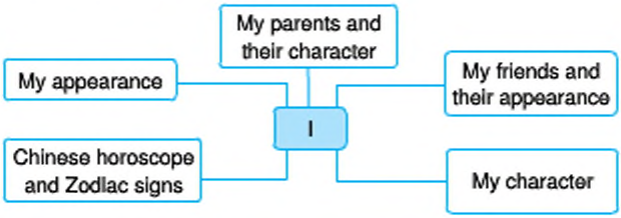

9.* Look at the photos in exercise 6, lesson 34. Now say about the stars' characters according to their zodiac signs.

REVISION

Lesson 37

1. Listen and read the dialogue. Make up a similar one. Then role-play your dialogue with your partner.

A: Do you know Jack?
B: Jack? Who?
A: Jack Stanley.
B: Oh, yes, I do. Why? (а чому ти питаєш?)
A: They say (кажуть) he is a good boy.
B: Yes, he is. He gets on well with his friends. And he is also very polite to his teachers and older people.
A: How does he treat his younger brother?
B: Very well. Jack helps him in everything.

2. Read the texts and define the features of character of the children. There is a model to help you.

Model: Pam doesn't like people who tell lies, and she always tells the truth. — Pam is honest.

Dick always helps you if you ask him for help. When his parents or friends ask him to do something, they may not worry because Dick does it. — Dick is ... .

Brenda likes to give presents. If you are hungry she gives you a part of her sandwich. — Brenda is ... .

Jane never gives you anything. She always says: "It's mine. I can't give you this". Jane is ... .

Tom likes to invite friends to his place. And his friends say they feel like home (почуваються як удома) in Tom's house. — Tom is ... .

3. Make up as many sentences as you can using the table given below.

A Capricorn The Tigers The Monkeys A Libra The Dogs An Aquarius	are is	hard-working sociable impulsive lazy stubborn impatient generous intelligent brave	according to	the Chinese horoscope. Zodiac signs.

4. Make up dialogues using the tables given below.

A:				Rooster Monkey Tiger Dragon Horse Pig Snake Rabbit Dog Goat Rat Ox	
My	mother father cousin friend I	is am	the		according to the Chinese horoscope.

B:			brave. unsociable. generous. dishonest. arrogant. slow. stubborn. careful. sociable.
He She You	are is	probably	

A:		are.
Yes,	he	is.
No,	she	isn't.
	you	aren't.

5. You have words in the box. Divide them into two groups: A — positive features of character; B — negative features of character. Write those groups into your exercise-books.

cruel, fair, arrogant, modest, easy-going, deceitful, reliable, cunning, inventive, selfish, curious, shy, honest, generous, hospitable, lazy, sociable, patient, stubborn, decisive, greedy, brave, intelligent, unfair

Unit 5

HOLIDAYS AND TRADITIONS

Lesson 38

1. Listen and read the dialogue. Act it out in pairs.

Jane: Hi, Buggy. Merry Christmas!
Buggy: Hi, Jane. Merry Christmas! Do you like this holiday?
Jane: Of course, I do.
Buggy: How did you spend it this year?
Jane: Our relatives from Chernivtsi came to visit our family and we had a very tasty Holy Supper. We sang Christmas songs — carols (['kar(ə)lz] — колядки) — you know.
Buggy: Did your cousin Ted come?
Jane: Yes, he did. We had a good time together.
Buggy: What did you do?
Jane: We decorated our Christmas tree, played chess, made a snowman. I introduced him to my friends and then we played hockey.

2. Read the words with their translations.

Christmas	['krɪsməs]	Різдво
a greeting card		привітальна листівка
Christmas Eve		переддень Різдва
to decorate	['dɛkəreɪt]	прикрашати
a stocking	['stɒkɪŋ]	шкарпетка
a stuffed turkey		фарширована індичка
to celebrate	['sɛlɪbreɪt]	святкувати

3. Listen and read the text. Answer the questions.

Merry Christmas!

As you know people in Great Britain celebrate Christmas on the 25th of December. In Ukraine Christmas Day is the 7th of January.

Let's talk about the way the English people celebrate this holiday. It's a very happy holiday for them. Some days before Christmas they send greeting cards to their relatives and friends. They usually buy Christmas cards or make them.

The English people also bring a Christmas tree to their homes and decorate it with toys, sweets and other things.

On Christmas Eve the English people put their presents under the Christmas tree. The children put their stockings above their beds. At night Santa Claus comes and puts presents into their stockings.

On Christmas Day people don't work, so they go to the church to celebrate the birthday of Jesus Christ (Ісус Христос). When they come home they sit at the table and eat traditional Christmas dishes: stuffed turkey and the Christmas pudding (['pʊdɪŋ] — пудинг). They open their presents and are very happy with what they get. They congratulate each other and their relatives and wish them a merry Christmas.

1. When is Christmas Day in Great Britain? In Ukraine?
2. Is it a happy holiday?
3. What do people do some days before Christmas?
4. How do the English people decorate a Christmas tree?
5. Where do they put their presents?
6. Who comes at night?
7. What do English children do on Christmas Eve? Why?
8. Do people work on Christmas Day? What do they do on that day?
9. What dishes do the English people eat on Christmas?
10. What do they wish their relatives and friends?

4. Read the song and learn it. Try to sing it together with your teacher.

Oh, Christmas Tree

Oh, Christmas tree, oh, Christmas tree
Your gay green dress delights us!
You do not fade with winter's snow,
You bloom with lights when cold winds blow.
Oh, Christmas tree, oh, Christmas tree
Your gay green dress delights us!

5. Listen to the rhymes and learn one of them.

December

It's hard to think of anything
But Christmas in December.
There's so much to look forward to
And so much to remember.

Santa

Santa's sometimes called Kris Kringle.
His merry eyes — oh how they twinkle.
His nose and cheeks are red as a rose,
Which match all his bright red clothes.
Wearing a white beard and boots of black,
He's a jolly elf carrying his sack.
When he laughs, he "ho, ho, hos,"
From the tip of his hat to the end of his nose.

6*. Read the sentences and agree or disagree with the information in them. There is a model to help you.

Model: The English people celebrate Christmas on the 24th of December. — No, they don't. It's not true (It is not so). They celebrate Christmas on the 25th of December.
They have stuffed turkey on Christmas. — Yes, they have. It is true. They have stuffed turkey on Christmas.

1. The Ukrainian people celebrate Christmas on the 24th of December.
2. The English people don't like the holiday of Christmas.
3. For Christmas dinner people eat turkey and the Christmas pudding.
4. On Christmas Day the English people work.
5. They go to the church to celebrate the birthday of Santa Claus.
6. On Christmas Eve the English people put their presents into their stockings.
7. Father Christmas usually comes at night.
8. He puts the presents into the stockings under the children's beds.
9. The English people decorate a Christmas tree on the New Year.
10. They send greeting cards to their relatives and friends.

7. Listen and read the dialogues. Act them out in pairs.

Dialogue 1

Jane: Hi, Buggy. I am going to have a Christmas party. Would you like to come?

Buggy: Hello, Jane. Great! Thanks for inviting me. When is the party?

Jane: I am going to have it on Saturday at 4 o'clock.

Buggy: That's fine. See you there at 4.

Dialogue 2

Buggy: Jane, I would like to invite you to my Christmas party. I hope you can come.

Jane: Yes, I would love to come. I love parties. When should I come?

Buggy: Be here at 6 o'clock.

Jane: I am looking forward to it (з нетерпінням чекатиму).

8*. Look at the pictures and say: a) what the people are doing; b) when they can do these things; c) when the Ukrainian people can do the same things; d) why the English and the Ukrainian people do these things on different days.

Lesson 39

1. Listen and read the dialogue. Act it out in pairs.

Buggy: Who are you? Are you Santa Claus?
Father Frost (Дід Мороз): I am Father Frost. I am from a very cold country. But I am going to Ukraine to give many presents to Ukrainian children.
Buggy: Do you have a present for me?
Father Frost: Are you Ukrainian?
Buggy: No, I am not. I am English. But I love presents.
Father Frost: You are going to have your present from Santa Claus, my brother.
Buggy: Oh, then I am going to wait for your brother.

2. Read the words and word combinations with their translations. Write them down into your vocabularies.

Queen's speech		промова королеви
to bake	[beɪk]	пекти
to cook	[kuk]	готувати страви
to fall on		припадати на
to guess	[gɛs]	здогадуватися
to look like		бути подібним на
to sign	[sʌɪn]	підписувати

3. Listen and read the text. Make up the outline to retell the text.

English Holidays
(Part I)

The English people have many holidays in a year. The most popular holiday for them is Christmas and they celebrate it on the 25th of December. People give each other presents and send Christmas cards. They also have their traditional Christmas dinner with stuffed turkey and the Christmas pudding. The Queen's speech is on television at three o'clock in the afternoon. There is a big Christmas tree in Trafalgar Square in London.

Not all English people celebrate New Year. Some of them have a New Year party on the 31st of December. The party usually begins at eight o'clock in the evening. At 12 they have a toast to the New Year.

On the 14th of February the English people celebrate St. Valentine's day. They send Valentine cards to the people they love. They don't sign them — you must guess who sent the card to you. Girls usually bake Valentine cookies, write the wishes for the boys they like on a piece of paper and put the paper into the cookies. Then they give the cookies for the boys. The boys read them and read the wishes.

4. Answer the questions.

1. What winter holidays do you know?
2. How do the English people celebrate Christmas?
3. What do the people usually do on Christmas?
4. When does the Queen have a speech on television?
5. How do the English people celebrate New Year?
6. What holiday do the English people celebrate on the 14th of February?
7. What do they do on this holiday?
8. Why don't they sign the Valentine cards?

5. Find 10 words in the chain of letters given below. Make up a sentence with each word.

treeveningandchristmaspuddingamefoodecoratelevisionpresents

6. Read the words and word combinations with their translations.

merriment	['mɛrɪm(ə)nt]	розваги, веселощі
at midnight	['mɪdnʌɪt]	опівночі
to exchange	[ɪks'tʃeɪndʒ]	обмінюватися
a kiss	[kɪs]	поцілунок
arrival	[ə'rʌɪv(ə)l]	прихід
to take place		відбуватися
to give up		залишати, покидати
a habit	['habɪt]	звичка
to turn over a new leaf		перегортати нову сторінку, «починати нове життя»
New Year's resolutions		новорічні обіцянки
behaviour	[bɪ'heɪvjə]	поведінка
occasion	[ə'keɪʒ(ə)n]	подія

7. a) Listen and read the text. Answer the questions.

How Americans Celebrate the New Year

New Year's Eve is the time for merriment. At midnight bells ring, and friends exchange kisses. Everyone stays up late to celebrate the arrival of another year.

One of the noisiest and most crowded New Year celebrations takes place in New York City at Times Square. Thousands of New Yorkers gather there.

With the arrival of the New Year many Americans try to start a new life and give up bad habits. People talk about how they will "turn over a new leaf" in their lives. They make New Year's resolutions, promise themselves and their families to improve their behaviour. The New Year's arrival is a very serious and happy occasion for most Americans.

1. What do the Americans celebrate on the New Year's Eve?
2. Where does the noisiest and most crowded New Year celebration in the USA take place?
3. When do the bells ring and friends exchange kisses?
4. What do many Americans talk about with the arrival of the New Year?
5. What do they make?
6. What do Americans promise themselves and their families?
7. Is the New Year's arrival a very serious and happy occasion for most Americans?

!

Types of Questions

My mother went to the USA last winter.

1. General (загальне запитання) — *Did my mother go to the USA last winter?*
2. Special (спеціальне запитання) — *Whose mother went to the USA last winter?* (Питання до підмета або слів, що стосуються підмета, не потребує допоміжних дієслів).
   Who went to the USA last winter?
   When did my mother go to the USA?
   Where did my mother go last winter?
   What did my mother do last winter?
3. Alternative (альтернативне) — *Did my mother go to the USA or France last winter?*
   Did my mother go to the USA last or this winter?
4. Disjunctive or tag question (розділове) — *My mother went to the USA last winter, didn't she?*

b) Define the type of the questions given after the text.

8*. Do the following quiz.

1. The English people celebrate St. Valentine's day on ...
   a) the 14th of January
   b) the 14th of December
   c) the 14th of February
2. The English people usually watch ... on television on the 25th of December.
   a) the New Year's Festival Show
   b) the Queen's speech
   c) the President's address
3. Girls usually bake ... for boys on St. Valentine's day.
   a) puddings
   b) cookies
   c) stuffed turkey
4. There is a big Christmas tree in ... in London.
   a) Trafalgar Square
   b) Times Square
   c) Kensington Square

9. Read the tongue-twisters as quickly as you can. Learn them.

- Santa's sleigh slides on slick snow.
- Santa's sack sags slightly.
- Santa stuffs Stephie's striped stocking.

10*. Complete the chart given below with the words from the text in exercise 7.

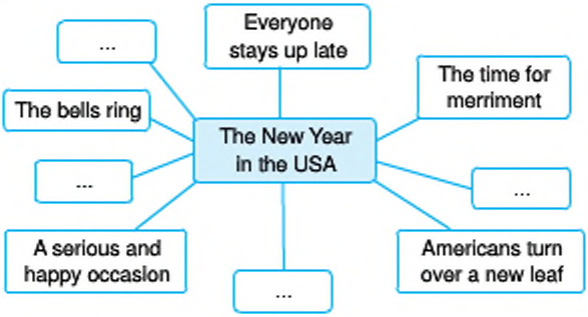

11*. Rewrite sentence 3 from the text in exercise 7 into your exercise-books and put all possible types of questions to it.

Lesson 40

1. Listen and read the dialogue. Act it out in pairs.

Jane: Do you like holidays?
Buggy: What a silly question you ask. Of course, I do. Tell me who doesn't like holidays.
Jane: What's your favourite holiday?
Buggy: Christmas.
Jane: And do you know anything about this holiday?
Buggy: Well…, I am not sure.
Jane: I ask silly questions but it isn't wise to know nothing about your favourite holiday. I'd like to tell you the Christmas Story. Listen…

2. Listen to the New Year greetings and learn them.

***

Each time an old year closes
And we start a year that's new
We think of those we care about
As I now think of you.
And so for you, my special friend,
I wish with all my heart
Happiness to fill each day
Of the year that we now start.

***

New Year greetings come to you
Along with heartful wishes too.
May all you do meet great success,
And bring you every happiness.

***

New Year is there for great resolution
That changes our life for ever
May all your New Year resolution
And dreams comes true. Happy New Year!

3. Listen and read the text. Make up the outline of the story.

The Christmas Story

This is Mary. She lived many years ago, but such a wonderful thing happened to her that we still remember and love her.

One day an angel appeared to Mary. "You are blessed among women", the angel said. "And you are going to have a son, whom you are going to name Jesus. He is going to be called (бути названим) the son of God (Бог), and his kingdom (царство) is not going to end."

"I am glad to serve the Lord (Господь)", said Mary. Then the angel left her.

Mary married a good man from Nazareth (м. Назарет). His name was Joseph, and he was a carpenter. One day they went to Bethlehem (м. Вефлеєм) to pay taxes (податки). And there Mary bore her son. That night a bright star appeared in the East. Three wise men followed the star. Then it stopped over the place where Jesus was born.

The child grew up strong in spirit (дух) and wisdom (мудрість). And Mary knew the grace of God (слава Господня) was with him.

4. Retell the text in exercise 3 according to the outline you made up.

5. Write in English.

1. Новий рік — важлива і щаслива подія для більшості американців. 2. Переддень нового року є часом розваг. 3. Із приходом нового року американці обіцяють покращити свою поведінку. 4. Опівночі друзі обмінюються поцілунками, бажають щастя у новому році. 5. Ми намагаємося почати нове життя. 6. Залиши свої погані звички та почни нове життя.

6. Read the words of the song in English and in Ukrainian, learn them and try to sing together with your teacher.

Silent night, holy night,	Свята ніч, тиха ніч.
All is calm, all is bright.	Ясність б'є від зірниць,
Round you virgin Mother and Child	Дитинонька Пресвята,
Holy infant so tender and mild,	Така ясна, мов зоря,
Sleep in heavenly peace,	Спочиває в тихім сні.
Sleep in heavenly peace.	Спочиває в тихім сні.

7. Read the rhymes and learn one of them.

The Snowman

One day we built a snowman,
We built him out of snow;
You should have seen how fine he was,
All white from top to toe.
We poured some water over him,
To freeze his legs and ears;
And when we went indoors to bed,
We thought he'd last for years.
But, in the night a warmer kind
Of wind began to blow;
And Jack Frost cried and ran away,
And with him went the snow.
When we went out next morning
To bid our friend "Good Day",
There wasn't any snowman there...
He'd melted right away!

Icicles

We are little icicles
Melting in the sun.
Can you see our tiny teardrops
Falling one by one?

January

January is here —
A fine new start
For a whole new year.
The snow comes down
In the dark of night.
When we awake
The world is white.
In January
When there's snow,
We get our sleds
And away we go.

Lesson 41

1. Listen and read the dialogue. Act it out in pairs.

Buggy: Jane, look! You have a big black spot on your back!
Jane: Oh, my! Where? It's my new suit!
Buggy (giggles): And you believed it.
Jane: Why are you laughing?
Buggy: I can't help laughing (не можу стриматися, щоб не сміятися). It's the 1st of April.
Jane: Then what?
Buggy: Jane, don't you know? It's the April Fool's Day!

2. Read the words and word combinations with their translations.

Trick or treat		Пригостіть, бо зроблю збитки.
a candle	['kand(ə)l]	свічка
a piece of paper		шматок паперу
a pumpkin	['pʌm(p)kɪn]	гарбуз
a sea-coast		морське узбережжя
a toast	[təʊst]	тост
cookies	['kʊkiz]	тістечка
Easter	['i:stə]	Пасха
emblem	['ɛmbləm]	емблема
Ireland	['ʌɪələnd]	Ірландія
national	['naʃ(ə)n(ə)l]	національний
to do the housework		виконувати хатню роботу
to play jokes and tricks on		жартувати над
to wear a shamrock		зашпилювати конюшину в одяг
a vacation	[və'keɪʃ(ə)n]	відпустка
to have a rest		відпочити
Halloween	[haləʊ'i:n]	Хеловін, переддень 1 листопада

3. Listen and read the text, make up its outline and retell it.

English Holidays
(Part II)

In March the English people have two holidays: St. Patrick's Day and Mother's Day. St. Patrick's Day falls on the 17th of March. It is a national holiday in Ireland. On that day people send greeting cards and wear a shamrock. A shamrock is the national emblem of Ireland.

On Mother's Day people in the family try to let their mother have a rest. A father and the children do the housework, cook some tasty dishes or bake a cake.

There is one more popular holiday in spring — Easter. People celebrate it in April or in early May. On Easter Sunday the children get chocolate Easter eggs or rabbits.

In April there is a holiday for fun — April Fool's Day. It is on the 1st of April. On that day the English children like to play jokes and tricks on other people.

There are not many holidays in summer. In June the English people celebrate Father's Day when the children spend the day with their fathers and give them presents.

In summer the English people visit their relatives who live in the country or go to the sea-coast. Most English people have vacations in summer.

Autumn is the beginning of the schoolyear for all English schoolchildren. They also like to celebrate a very nice holiday — Halloween. It is on the 31st of October. People put pumpkins on the window-sills. The children draw eyes, a nose and a mouth on the pumpkin and put a candle inside it. So the pumpkin looks like a face. The children go from house to house in funny clothes and say "Trick or treat". They get sweets, fruit, cakes, cookies or money for that.

4. Answer the questions.

1. When do the people celebrate St. Patrick's Day? What do they wear on that day?
2. Do your family celebrate Mother's Day? What do you usually do for your mother on that day?
3. In what way do you celebrate Easter?
4. When was the Easter holiday last year?
5. What jokes and tricks do you like to play on your friends?
6. What jokes did your friends play on you last year on April Fool's Day?
7. What do the English people usually do in summer?

8. When do they usually have vacations?
9. What holiday do the English people have in June?
10. What holiday do the English children like to celebrate in autumn? Why do they like it?
11. What do the children do on Halloween?
12. What holidays of the year do you like best of all? Why?

5. Find 12 months in the box of letters given below.

s	e	p	t	e	m	b	e	r	n
a	j	a	n	u	a	r	y	d	o
n	u	p	g	p	y	f	k	e	v
o	n	r	m	a	r	c	h	c	e
b	e	i	c	u	h	g	s	e	m
j	u	l	y	g	r	v	z	m	b
f	e	b	r	u	a	r	y	b	e
e	m	t	x	s	i	d	l	e	r
u	w	o	c	t	o	b	e	r	j

6. Make up as many sentences as you can using the table given below.

The English people	celebrate	Easter	on the 24th of December.
The Ukrainian people	don't celebrate	Christmas	on the 31st of December.
We		Mother's Day	In April.
They		St. Patrick's Day	In early May.
		New Year	In June.
		Halloween	on the 17th of March.
		April Fool's Day	on the 1st of April.
		St. Valentine's Day	on the 31st of October.
		Father's Day	on the 14th of February.

7. Write in English.

1. Взимку я люблю насолоджуватися красою природи. 2. Поглянь, усі дерева вкриті снігом. 3. Діти люблять зимові канікули, тому що вони можуть пограти в сніжки, зліпити сніговика, покататися на лижах чи ковзанах. 4. Які канікули є твоїми улюбленими? 5. Під час зимових канікул я можу поспати довше і погратися з друзями надворі.

Lesson 42

1. Listen and read the dialogue. Act it out in pairs.

Buggy: Jane, you know, yesterday I saw a ghost.
Jane: Don't be silly, Buggy. Do you believe that ghosts exist ([ɪg'zɪst] — існувати)?
Buggy: Well, I didn't, but yesterday…
Jane: What date was it yesterday?
Buggy: It was 31st of October.
Jane: Buggy, you must know that 31st of October is Halloween. You didn't see a ghost. Somebody wanted just to frighten you.
Buggy: Oh, no!

2. Read the words and word combinations with their translations.

Celts	[sɛlts]	кельти
Earth	[ə:θ]	Земля (планета)
bonfire	['bɒnfʌɪə]	вогнище
underworld	['ʌndəwə:ld]	потойбічний світ
evil spirit	['i:v(ə)l 'spɪrɪt]	злий дух
a witch	[wɪtʃ]	відьма
a ghost	[gəʊst]	привид
to frighten away		відлякувати геть
saint	[seɪnt]	святий
the Day of All Hallows		День усіх святих

3. Listen and read the text. Say whether the sentences after it are true or false. Suggest the true sentences for the false ones.

Halloween Story

The story of Halloween goes back to the ancient times. The people who lived in Britain and Ireland thousands of years ago were called the Celts. They celebrated New Year on November 1. Because October 31 was the day when the sun set at its lowest, the Celts believed that the sun entered the underworld for a short time. That's why the gates of the underworld were open and let the evil spirits appear on the Earth.

The Celts then lit large bonfires, dressed up as witches and ghosts to frighten away the evil spirits. Later, November 1 became a Christian holiday as All Saints Day or All Hallows. The night before that day was called the Eve of All Hallows or Halloween.

1. The Celts are the people who live in Britain and Ireland.
2. The Celts celebrated New Year on the 31st of October.
3. The sun set at its lowest on the 31st of October.
4. The Celts invited the evil spirits on the Earth.
5. The Celts dressed up as witches and ghosts on Halloween.
6. November 1 is the holiday of All Hallows.
7. The Day of All Hallows is not a Christian holiday.

4. Say the words in English.

Вогнище, відьма, злий дух, яскрава зірка, Божа милість, відлякувати, привид, День усіх святих, потойбічний світ.

5. Find the rhyming words.

6. You have words in column A and their translations in column B. Match the words with their translations.

A	B
1. witch	a) ворота
2. bonfire	b) вогнище
3. Eve	c) злий дух
4. evil spirit	d) привид
5. ghost	e) потойбічний світ
6. gates	f) святий
7. saint	g) відьма
8. underworld	h) переддень

7*. Game time.

You need six or more pupils and a large space for the game. Pick a "ghost hunter" (мисливця на привидів) and blindfold him/her (зав'яжіть йому/їй очі). The other players or "ghosts" walk around the ghost hunter. He must try to catch one of them. When he catches somebody, this pupil (or ghost) must wail ([weɪl] — вити) and moan ([məʊn] — стогнати) like a ghost. The ghost hunter must guess who it is. If the ghost hunter guesses correctly he or she then becomes a ghost and the pupil the ghost hunter caught becomes a new ghost hunter. If not, the ghost goes free and the ghost hunter must try again.

8. Listen and read the Halloween rhymes and learn one of them.

Hallowe'en Sounds

This is the way the witches fly, witches fly, witches fly,
This is the way the witches fly,
Swish, swish, swish.
This is the way the ghosts go by, ghosts go by, ghosts go by,
This is the way the ghosts go by,
Oooh, oooh, oooh.
This is the way the black cats howl, black cats howl, black cats howl,
This is the way the black cats howl,
Meow! Meow! Meow!
This is the way the pumpkins laugh, pumpkins laugh, pumpkins laugh,
This is the way the pumpkins laugh,
Hee! Hee! Hee!
This the way the night owls cry, night owls cry, night owls cry,
This is the way the night owls cry,
Hoo, hoo, hoo.

Witch, Witch

— Witch, witch, where do you fly?
— Under the clouds and over the sky.
— Witch, witch, what do you eat?
— Little black apples from Hurricane Street.
— Witch, witch, what do you drink?
— Vinegar and good red ink.
— Witch, witch, where do you sleep?
— Up in the clouds where the pillows are cheap.

Trick or Treat

Witches, ghosts, and goblins,
Stealing down the street,
Knock on every door way,
Trick or treat!
When your door is opened,
This is what you meet,
Scary creatures shouting,
Trick or treat!

9*. Get ready to retell the Halloween Story. Add some information you know about the way the English children celebrate this holiday.

10*. Unscramble the words and make up a sentence with each word.

Ohtsg, tisan, cwhlt, dwuolednrr, eblmof, eev.

Model: ohtsg — ghost
I am afraid of ghosts.

11. Write 6–7 sentences about one of the following holidays: New Year's Day, Christmas, Halloween.

REVISION

Lesson 43

1. Listen and read the dialogues. Act them out in pairs.

Dialogue 1

Buggy: Jane, why are you hanging this nice red stocking above your bed?

Jane: Because Santa Claus is going to put presents into my Christmas stocking. Don't you know?

Buggy: Are you sure?

Jane: Of course, I am.

Buggy: Then give me, please, one little stocking. I am going to hang it above my bed, too.

Dialogue 2

Buggy: Hello, Jane! Where were you last month?

Jane: Oh, I was on holiday.

Buggy: Oh, really? But you were on holiday in January.

Jane: Yes, I was in England in January.

Buggy: And where were you last month?

Jane: I was in Florida, the USA.

Buggy: Florida? What was it like?

Jane: Excellent! The weather was wonderful.

2. Find 10 words to the topic "Christmas" in the box of letters given below. Make up 5 sentences with these words.

d	e	c	o	r	a	t	e	a
b	s	t	o	c	k	i	n	g
d	e	t	f	c	h	i	c	y
c	h	r	i	s	t	m	a	s
l	j	e	l	t	k	m	r	a
a	q	e	p	a	n	o	o	n
u	e	v	e	r	w	x	i	t
s	p	r	e	s	e	n	t	a
s	p	a	r	t	y	d	s	b

3. Answer the questions given below. Then ask your partner these questions and let him answer them.

1. Do you like holidays?
2. What holidays do you like and why?
3. Do you send greeting cards to your friends and relatives on holidays?
4. What do you usually write on the cards?
5. Do you often get greeting cards?
6. Who usually sends greeting cards to you?
7. Do you bring a Christmas tree to your home on Christmas?
8. What do you usually decorate your Christmas tree with?
9. Who helps you to decorate your Christmas tree?
10. What dishes do you eat on Christmas?

4. Read the words and word combinations and divide them into two groups: 1) those connected with (пов'язані з) the celebration of the New Year; 2) those connected with Christmas celebrations. Some words can go to both groups.

Mary, resolutions, arrival, Times Square in New York City, Bethlehem, a star, a happy occasion, wise men, virgin, merriment, grace, bad habits, the angel, the Son of God, a child, to exchange kisses, Eve, Jesus, Santa Claus, the 25th of December, the 7th of January, the 1st of January, to turn a new leaf.

5. Complete the sentences with the correct form of the verbs in brackets.

1. How ... you ... (spend) Christmas last year? 2. Who(m) ... your mother ... (invite) to your Christmas party? 3. Our relatives ... (come) to see us next month. 4. How ... you ... (say) «колядка» in English? 5. ... you ... (sing, can) the carol "Jingle Bells"? 6. Yesterday at our lesson of English we ... (read) the text about English Christmas and ... (sing) Christmas carols.

6. Say whether the following sentences are true or false.

1. The pupils love winter holidays because they have to go to school.
2. The children don't have to get up early during their holidays.
3. The children like to spend more time outdoors when they have their winter holidays.
4. Winter holidays are not popular.
5. We celebrate Christmas in December.
6. The children like snow, that's why they like winter holidays.
7. There are no holidays in May.
8. People in Ukraine don't celebrate Easter.

7. **Look at the pictures and say what holidays the people are celebrating.**

8. Listen and read the dialogue. Act it out in pairs.

Jane: Buggy, it's Halloween today. Let's dress up like ghosts and witches and frighten the boys.
Buggy: OK. Then go and bring a broomstick and the paints.
Jane: What do you need the paints for?
Buggy: We are going to paint our faces to look scary (['skɛ:ri] — страшний).
Jane: That's a good idea. Let's go.

9*. Read the names of holidays and then divide them into four columns according to the names of the countries they are celebrated in.

April Fool's Day, Easter, Independence Day, New Year, Christmas, Halloween, Thanksgiving, 8th of March, Mother's Day, Father's Day, Old New Year, St. Valentine's Day, Queen's birthday

Ukraine	Britain	The USA	All three countries

10*. Read the sentences and ask special questions to each of them.

1. In summer the English people visit their relatives. 2. Autumn is the beginning of the schoolyear for all English schoolchildren. 3. On the 1st of April the English children like to play jokes and tricks on other people. 4. The Celts celebrated New Year on November 1. 5. The gates of the underworld were open and let the evil spirits appear on the Earth on the 1st of November.

11. Speak about your favourite holiday.

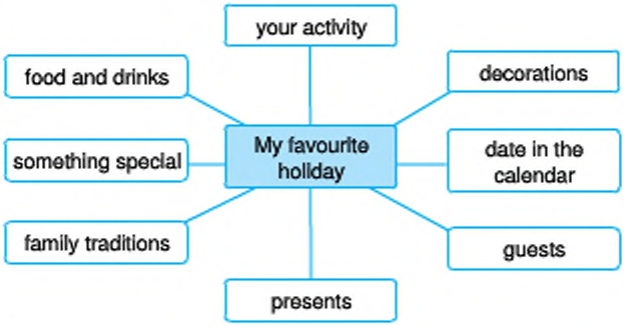

Unit 6

THE NATURE

Lesson 44

1. Listen and read the dialogue. Act it out in pairs.

Buggy: Hello. Could I speak to Jane, please?
Jane: Buggy, this is Jane. Hello!
Buggy: Are you busy today?
Jane: I am not.
Buggy: Well, then let's go to the park. The weather is so fine.
Jane: Great! See you in 10 minutes (побачимося через 10 хвилин).
Buggy: OK.

2. Read the words and word combinations with their translations.

windy	['wɪndɪ]	вітряно
cold	[kəʊld]	холодно
freezing	['fri:zɪŋ]	дуже холодно
frosty	['frɒstɪ]	морозно
nasty	['nɑ:stɪ]	похмуро
anorak	['anərak]	тепла куртка з капюшоном
thaw	[θɔ:]	відлига
to squeak	[skwi:k]	скрипіти
cowered with snow		вкритий снігом
a puddle	['pʌd(ə)l]	калюжа
to melt	[mɛlt]	танути
stream	[stri:m]	потік

3. Listen and read the text. Make the outline of its plot.

Winter

Winter is a wonderful season. On a bright winter day the nature is beautiful with trees covered with snow. We like winter for the snow and also for the best holidays of the year.

In winter when it is frosty most children like to play outdoors: they play snowball fights, make a snowman, sledge, skate and ski. But when the temperature is more than –10 °C (minus 10 degrees Celsius) and it is windy, it is then better to stay indoors. Then it is not only cold to play, it is freezing and the snow squeaks under your boots when you walk. It's then better to put on warm clothes like a sweater, gloves and an anorak, and to wear winter boots on your feet.

The weather is also nasty at the end of the winter when the snow melts and water is everywhere. There are streams and puddles of dirty water in the streets. Then we say it is a thaw. But we are not very upset because the spring soon comes.

!

It	is was	cold sunny frosty windy hot	today. yesterday.	Сьогодні Вчора було	холодно. сонячно. морозно. вітряно. спекотно.

4. Read the rhymes and learn one of them.

Snowflakes

Snowflakes, snowflakes falling down,
On the trees and on the ground.
I will build a man of snow,
Tall black hat and eyes of coal,
If the sun comes out today,
I will watch you melt away!

***

It's fun to walk in the sparkling snow,
And hear my boots go crunch,
I play so hard.
Soon I'm wet and tired
And ready for hot soup with lunch.

January

January opens
The box of the year
And brings out days
That are bright and clear.
And brings out days
That are cold and gray,
And shouts, "Come see
What I brought today!"

5. Look at the pictures and name the seasons. Say what season each of them comes after.

Model: It's spring. It comes after winter.

6*. Look at the pictures and say what you do in each season. There is a model to help you.

Model: In summer we often go to the forest to pick up berries because it's warm in summer and berries are ripe ([raip] — стиглий).

7. Mr. Jones is going to the mountains for a skiing holiday. Look at the picture and help him to pack his suitcase.

Model: Mr. Jones must take a skiing cap because it is often windy in the mountains. He doesn't have to take a bathing suit because it is too cold to swim in winter in the mountains.

8*. You have the answers to the questions. Say what the questions are.

1. There are four seasons in a year.
2. The winter months are: December, January, February.
3. Yes, it is very cold in winter. Sometimes freezing.
4. Yes, it often snows in winter.
5. People put on warm clothes because it's cold in winter.

Lesson 45

1. Read the words and word combinations with their translations.

snowdrops	['snəʊdrɒps]	підсніжники
buds	[bʌdz]	бруньки
occasionally	[ə'keɪʒ(ə)n(ə)li]	час від часу
generally	['dʒɛn(ə)rəli]	загалом
to refresh	[rɪ'freʃ]	освіжати(ся)
to thunder	['θʌndə]	гриміти (про грім)
lightning	['lʌɪtnɪŋ]	блискавка
from under		з-під
harvest	['hɑ:vɪst]	врожай
to look forward to		чекати з нетерпінням

2. Listen and read the text. Then answer the questions.

Spring

Spring comes after winter. People say that the nature wakes up after the winter's sleep, it refreshes to become even more beautiful than the previous year. The first flowers — the snowdrops — appear from under the snow and the buds appear on the trees.

In early spring it is generally cool. But then it becomes warmer, the sun shines, but it occasionally rains, often even thunders with lightnings. The spring rains, especially in May, are warm and necessary for the future harvest.

The schoolchildren finish their school year in late spring and look forward to their best season — summer.

1. What season does spring come after?
2. What does the nature do in spring?
3. Is it generally cool in late or early spring?
4. How often does it rain in spring?
5. What season comes after spring?

3. Make up as many sentences as you can using the table given below.

It	is	always generally usually sometimes occasionally often	warm sunny windy cool rainy cold	in spring.
It			rains thunders	

4. Listen to the rhymes and learn them.

Spring

The sunshine gleams so bright and warm,
The sky is blue and clear.
I run outdoors without a coat,
And spring is almost here.

April

April is a rainbow month,
Of sudden springtime showers.
Bright with golden daffodils
And lots of pretty flowers.

May

The grass is green.
Flower blossoms I have seen.
By evening it cools.
It's time to find the garden tools.

Winds of March

Winds of March, we welcome you,
There is work for you to do.
Work and play and blow all day,
Blow the winter cold away.

5*. Write in English.

1. Весняні дощі є важливими для майбутнього врожаю. 2. Вчора гриміло, були навіть блискавки в небі. 3. Навесні час від часу падає дощ, але цей дощ, як правило, теплий. 4. Навесні з'являються бруньки на деревах. 5. Школярі завжди з нетерпінням чекають літа. 6. Надворі прохолодно, одягни теплий одяг. 7. Подивись, ось там з'являються з-під снігу підсніжники. 8. Навесні природа освіжається, вона стає ще красивішою, ніж попереднього року.

6. Look at the pictures and describe them.

7*. Make up as many sentences as you can using the table given below.

You	must don't have to	put on wear	sun-glasses gloves winter boots bathing suit a sweater a hat a T-shirt socks	when it is	cold hot windy frosty freezing nasty sunny warm foggy	outside.

9. Find as many words as you can on the topic "Winter. Spring" in the chain of letters given below.

sharvesthunderiverainbtlightningdbudnastyfrostyardwinterwthawb

! **This** (singular) and **these** (plural) is used with nouns to show objects or people in closer location to the speaker.
That (singular) and **those** (plural) is used with nouns to show objects or people in further location to the speaker.

10. Look at the pictures. Read the sentences under them.

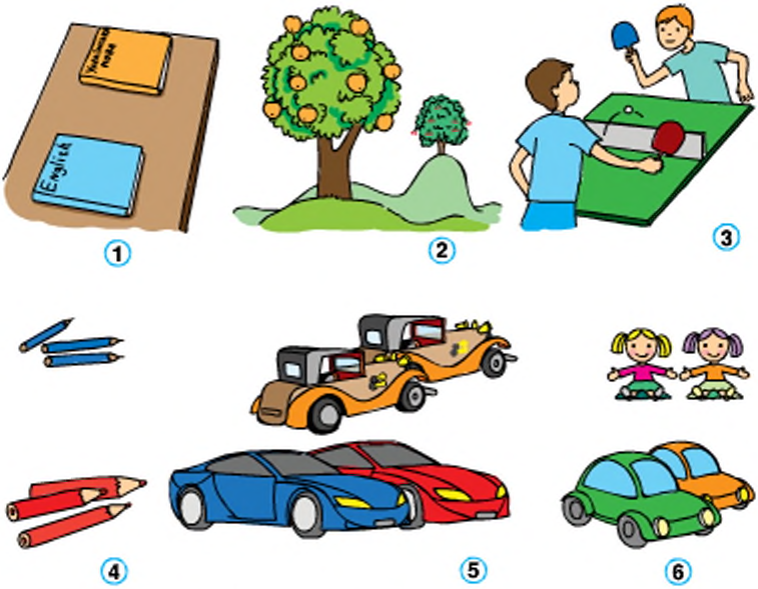

1. This book is English. That book is Ukrainian.
2. This tree is an apple-tree. That tree is a cherry-tree.
3. This boy is Jack. That boy is Ron.
4. These pencils are red. Those pencils are blue.
5. These cars are new. Those cars are old.
6. These are my toys. Those are my sister's toys.

Lesson 46

1. Listen and read the dialogue. Act it out in pairs.

Mrs. Wilkins: Jim, how's the weather today?
Mr. Wilkins: It's terribly hot!
Mrs. Wilkins: Then Jane must wear a white T-shirt and her blue skirt today.
Mr. Wilkins: That's right.

2. Read the words and word combinations with their translations.

to bathe	[beɪð]	купатися
to get suntanned		засмагати (на сонці)
entertainment	[ɛntə'teɪnm(ə)nt]	розвага
mountainous	['maʊntɪnəs]	гірський
to warm	[wɔ:m]	зігрівати
to be full of impressions		бути переповненим враженнями
to be eager		бажати, хотіти
to share	[ʃɛ:]	ділитися (враженнями, думками)

3. Listen and read the text. Say whether the following sentences are true or false. Correct the false sentences.

Summer

Summer is probably the most popular season among schoolchildren. It's the time for fun, entertainment and a good rest.

Most families try to go to the seaside to bathe and get suntanned, but some prefer to have their rest in the mountains and breathe fresh mountainous air.

UNIT 6 The Nature

The weather is wonderful in summer in all parts of Ukraine. It is usually warm, sometimes hot. The sun warms the water in the sea, the rivers and lakes. If your family doesn't go to the seaside you can bathe in the river or lake in your town or village. The average summer temperature is +25–27 °C. It seldom rains. If it rains, it is still warm outside in summer.

When the schoolchildren come to school in September they look healthy and ready to start a new schoolyear. They are also full of impressions from their summer holidays and eager to share them with their friends.

1. Summer is the most popular season among the parents.
2. Most families go to the mountains to bathe in the river and get suntanned.
3. When summer ends and the schoolchildren come to school they don't look tired or ill.
4. In summer the water is warm in any lake or river.
5. Summer is the time for new impressions and entertainment.
6. The schoolchildren don't like to say something about the time they spent during their summer holidays.
7. The new schoolyear starts in September.

4. Read the rhyme and learn it.

The summer sun in the sky,
Shining, shining up so high
Makes it warm for outside fun.
To play at the park and run,
To swim and hike and fish,
And to go on a picnic if you wish.

5 Read the tongue-twisters as quickly as you can. Then learn one of them.

- Denise sees the fleece, Denise sees the fleas.
  At least Denise could sneeze and feed and freeze the fleas.
- The thirty-three thieves thought that they thrilled the throne throughout Thursday.
- Can you can a can as a canner can can a can?

6*. Write in English.

1. Новий шкільний рік починається у вересні. 2. Минулого літа я була на пляжі біля моря і засмагала. 3. Я люблю дихати свіжим гірським повітрям. 4. Гірські річки, як правило, досить холодні. 5. Влітку рідко падає дощ. 6. Я люблю літній дощ, тому що він теплий. 7. Середня температура повітря влітку +28 °C. 8. У вересні школярі приходять до школи із враженнями про літо. 9. Я дуже хочу поділитися своїми враженнями про мої канікули в горах.

Lesson 47

1. Listen and read the dialogue. Act it out in pairs.

Jane: Do you like autumn, Buggy?

Buggy: No, I don't. I think it's a dull season. The grass is yellow; the leaves fall down from the trees. It often rains. It's cold. No, I don't like autumn. But I like winter and summer.

Jane: Do you? But why?

Buggy: Well, because the days are longer and warmer in summer, and we don't have to go to school.

Jane: And why do you like winter, I wonder?

Buggy: Oh, you can have a very good time in winter, too. You can ski, skate, sledge, play snowballs. The trees and the fields look wonderful in winter.

Jane: Well, I like spring and I like autumn, too. I enjoy the sun in spring, because it's not very hot.

Buggy: But what do you like autumn for?

Jane: It's a beautiful season — the trees are of different colours. And it is the tastiest (найсмачніший) season, you know. There are a lot of fruit and vegetables in autumn.

2. Read the words and word combinations with their translations.

to turn red and brown		ставати червоним та коричневим
tasty	['teɪstɪ]	смачний
to pour cats and dogs		лити, як з відра
to go out		виходити на прогулянку
wet	[wɛt]	вологий, волого
cloudy	['klaudɪ]	хмарний, хмарно
golden autumn		«золота осінь»
foggy	['fɒgɪ]	туманний, туманно

Degrees of comparison of the adjectives

		Comparative	Superlative
one-syllable (односкладові)	big fast	bigger faster	the biggest the fastest
two-syllables (-e, -ow, -y, -er)	happy narrow simple clever	happier narrower simpler cleverer	the happiest the narrowest the simplest the cleverest
two and more syllables	famous difficult generous	more famous more difficult more generous	the most famous the most difficult the most generous

Irregular forms

good — better — the best
bad — worse — the worst

3. Compare as in the model.

Model: a long pencil — a longer pencil — the longest pencil
a beautiful girl — a more beautiful girl — the most beautiful girl

A short ruler, an interesting tale, a wonderful toy, a funny monkey, long hair, big houses, a famous sportsman, a clever dog, an old car, an expensive car, a long street, new books, a nice puppy, a funny story, a favourite film, a happy child, an easy task.

4. Listen and read the text. Answer the questions.

Autumn

Autumn is another season, or as Americans call it the fall. It is the time for the harvest. The fruit and vegetables are the tastiest in autumn. But it becomes colder and colder every autumn month. It is still warm in September, but it can even snow in late October. The leaves on the trees turn red and brown in October and then they fall in November. It often rains in autumn, sometimes it pours cats and dogs. The rain is usually cold and can last for several days. It is sometimes foggy in the mornings. The temperature is +5–10 °C.

The children don't go out as often as in summer or winter, because it is wet and cloudy outside. But the nature is very beautiful in early autumn. People often call this season a golden autumn.

1. What is another name for autumn?
2. Can it snow in September?
3. What is the weather like in autumn?
4. Why don't the children go out much in autumn?
5. Does it often rain in the fall?
6. What kind of rains are there in autumn?

5. Listen and read the rhymes and learn one of them.

***

The leaves are falling
One by one.
Summer's over
School's begun.
Leaves in the autumn came tumbling down,
Scarlet and yellow, russet and brown,
Leaves in the garden were swept in a heap,
Trees were undressing ready for sleep.

September

September means its time again
for going off to school.
The days are getting shorter
and the nights are getting cool.

October

October's the month
When the smallest breeze
Gives us a shower
Of autumn leaves.
Bonfires and pumpkins,
Leaves sailing down —
October is red
And golden and brown.

November

No sunshine, lots of rain,
No warm days, snow again!
No bugs or bees
No leaves on trees.
You must remember
This is November!

6*. Render the dialogue in English.

A: Ти був надворі сьогодні?
B: Так. Погода жахлива.
A: Чому?
B: Там ллє, як із відра. На вулицях багато калюж.
A: О, так. Я бачу. Небо хмарне.
B: Це найгірша пора року.
A: Та ні. Це найкраща пора року. Це золота осінь.

Lesson 48

1. Listen and read the dialogue. Act it out in pairs.

Jane: Did you hear the weather forecast (['fɔ:kɑ:st] — прогноз погоди) for today, Buggy?

Buggy: Yes, I did. It's going to rain today. Don't forget your umbrella.

Jane: Should I wear a warm sweater, Buggy?

Buggy: You'd better put it on. It is going to be rather cold today.

2. Look at the picture, listen and read the weather forecast. Then say whether the sentences are true or false. Correct the false sentences.

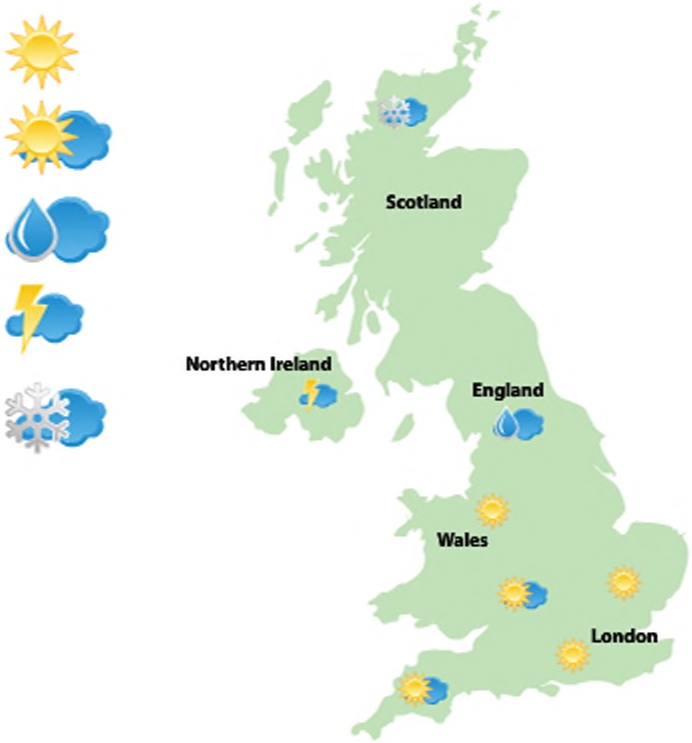

Good evening, and here is the weather forecast for tonight. Scotland is going to be cold and it is going to snow a little. In the northeast it is going to be a wet day and rain may move to Wales and the Midlands during the afternoon. In the east it is going to be generally dry, but dull and cloudy. In the south and the southwest it is going to be a bright clear evening with sunshine, but it may rain during the night. In the southeast it may be foggy. It may be windy.

1. It is going to be a good evening in the southwest of England.
2. It is going to rain in the north east.
3. The evening is going to be clear in the southeast.
4. It is not going to rain in the south.
5. It may rain in the Midlands and Wales.
6. It is going to snow in Wales.

3. Look at the picture and decode (розшифруйте) the letters and letter combinations.

W, N, NW, NE, E, SE, SW, S

Model: SW — southwest

4. Read the rhymes and learn one of them.

Seasons of the Year

Here we go round the year again,
The year again, the year again.
Here we go round the year again,
To greet the different seasons.
Wintertime is time for snow.
To the south, the birds will go.
It's too cold for plants to grow
Because it is the winter.
In the springtime, days grow warm.
On the plants, the new buds form.
Bees and bugs come out to swarm
Because it is the spring.
In summertime, the days are hot.
Ice cold drinks I drink a lot!
At the beach, I've got a spot
Because it is the summer.
Fall is here, the air is cool.
Days are short, it's back to school.
Raking leaves is now the rule
Because it is autumn.

World Weather

In the North it's snowing, and in the South it's hot.
In the East the wind is blowing, and in the West it's not.
In the South the sun is shining, and in the West the sky is blue.
In the East it's raining, and in the North it's raining, too.

5*. Look at the pictures and say what mistakes the painter made while drawing them.

Model: A snowman doesn't exist in spring. It doesn't snow in spring.

6. Practise as it is given in the model.

Model: Rains/warm — The rains in autumn are not as warm as they are in summer.

1. leaves/green
2. snow/much
3. sun/warm
4. water/cold
5. sky/cloudy
6. fruit/tasty

Lesson 49

1. Read the dialogue and complete it translating Ukrainian sentences into English. Then act out the dialogue with your partner.

Buggy: Hello, Jane!
Jane: Привіт, Баґі! Як справи?
Buggy: Добре, дякую. Що ти робиш?
Jane: I am watching cartoons on TV.
Buggy: Давай підемо for a walk.
Jane: That's a good idea! Яка сьогодні погода?
Buggy: Прекрасна. Сонце світить, небо блакитне. Тепло. На небі немає хмар.
Jane: OK. Let's meet in the yard.
Buggy: Добре. See you in ten minutes.

2. Using the picture and the symbols of weather conditions write the weather forecast for tomorrow in Ukraine.

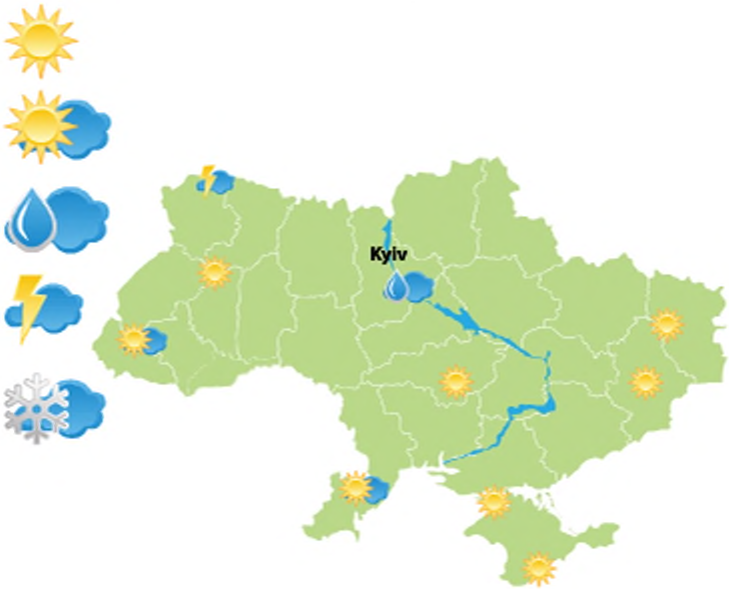

3. Write 6-7 sentences about the seasons of the year.

4. Make up questions beginning with the given words.

1. It is a very cold season. (Is...?)
2. In summer the trees and fields are green. (What colour...?)
3. The sun shines brightly. (Does...?)
4. Children love summer very much because they don't go to school then. (Why...?)
5. The children were playing in the yard. (Where...?)

5. This is your plan for this week. It is Wednesday now. Say what you did on Sunday, Monday, and Tuesday, what you are doing today, and what you are going to do on Thursday, Friday, and Saturday.

Sunday: to help my sister with her lessons
Monday: to go to the shop
Tuesday: to visit my Granny
Wednesday: to help my father with our car
Thursday: to send a letter to my aunt
Friday: to learn English rhymes
Saturday: to clean my room

6*. Correct mistakes in the given sentences.

1. These tree are very green this year.
2. Can you give me that apples, please? — Which ones? — These, over there.
3. That house is close to me and this house is far from me.
4. That leaves are yellow, and this leaves are green.
5. This are my shoes. And that are his boots.

REVISION

Lesson 50

1. Listen and read the dialogue. Act it out in pairs. Then answer the questions after the dialogue.

Buggy: Hello!
Jane: Hi, Buggy. It's Jane.
Buggy: Jane! How are you?
Jane: Fine. You can't imagine how beautiful it is here in Odesa.
Buggy: What's the weather like?
Jane: It's very hot and the sun is shining.
Buggy: Where is your sister? What is she doing?
Jane: She is swimming in the sea. We have got suntans (засмага) and we are very happy.

1. What town are Jane and her sister in?
2. What is the weather like there?
3. Where is Jane's sister?
4. What is she doing?
5. Are Jane and her sister happy or sad?

2. Find as many words as you can on the topic "Summer. Autumn" in the chain of letters given below.

swimfalleavesunnyellowdrwarmaharvesttastyhotseaomvacation

3. You have the answers for the questions. Say what the questions are.

1. I don't like autumn.
2. My favourite season is spring.
3. No, it isn't cold in spring. It's warm.
4. Yes, the schoolyear finishes in spring.
5. It begins in September.

4*. Read the texts and fill in the missing words.

1. Winter is a wonderful ... . On a bright winter day the sun ... and the trees are covered with ... . We like winter for the best ... of the year.
2. In early spring it is generally ... . But it becomes ... and is occasionally ... , often thunders with ... .
3. In summer most families go to the ... to bathe and get ... . Some people prefer to have their holidays in the mountains and ... fresh ... air.

5. Read the tongue-twisters as quickly as you can. Then learn one of them.

- Seth at Sainsbury's sells thick socks.
- Roberta ran rings around the Roman ruins.
- Six sick hicks nick six slick bricks with picks and sticks.
- I wish to wish the wish you wish to wish, but if you wish the wish the witch wishes, I won't wish the wish you wish to wish.

Lesson 51

1. Listen and read the dialogue. Act it out in pairs.

Jane: Do you like autumn, Buggy?
Buggy: No, I don't. I think it's a dull season. But last year it was warm in autumn.
Jane: So you like autumn, don't you?
Buggy: No, I don't. But I like summer.
Jane: What do you like about it?
Buggy: Well, the days are long and warm in summer, and the children don't go to school. So they can play with me for a long time.
Jane: Do you like winter?
Buggy: Oh, you can have a very good time in winter. You can ski, skate, sledge, have snowball fights. The trees and the fields look wonderful in winter. I like winter very much.
Jane: Well, I like spring and autumn.
Buggy: But what do you like about autumn?
Jane: It's a beautiful season. It is a very tasty season, you know. There are a lot of fruit and vegetables in autumn. And I like autumn fruits.
Buggy: You don't like autumn. You like to eat as far as I can see.

2. Give advice to the children. Say what they should wear to go outside in the given weather.

Model: *Jane:* Mum, what is the weather like today?
Mother: It's warm, but a little windy.
Jane: What should I wear (put on)?
Mother: You should put on your green dress and a sweater.

1. It's rainy and nasty.
2. It's frosty and it's snowing.
3. It's hot and sunny.
4. It's warm but rainy.

3. Answer the questions.

1. What season comes after winter?
2. What is your favourite season? Why?
3. What season is your birthday in?
4. What season does summer follow?
5. What is the weather like in early autumn?
6. What do the Americans call autumn?

4. Find 14 words on the topic "Seasons and Weather" in the box of letters given below.

a	u	t	u	m	n	b	d	w	f
f	j	m	h	o	w	e	t	l	o
a	c	f	r	e	e	z	i	n	g
f	o	r	e	c	a	s	t	d	g
q	c	o	o	l	t	p	k	y	y
c	n	s	r	a	h	u	w	a	t
o	c	t	o	b	e	r	g	e	d
l	c	y	h	a	r	v	e	s	t
d	s	u	m	m	e	r	v	l	i
g	f	s	o	w	l	n	t	e	r

5*. Make up as many sentences as you can using the table given below.

It	was is is going to be	cold snow wet rain generally dry cloudy and dry bright clear day foggy windy	during the day in the southwest in the north in the northeast in the south in the morning in the southeast	of	Ukraine. Great Britain. Europe. our country.

6. Get ready to speak about the nature.

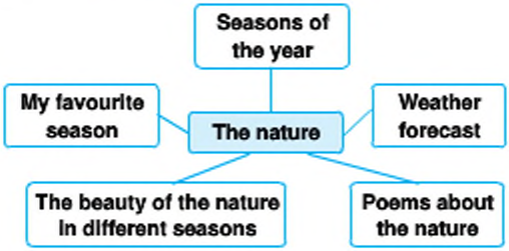

Unit 7

TRAVELLING. GREAT BRITAIN. UKRAINE

Lesson 52

1. Listen and read the dialogue. Act it out in pairs.

In a Train Compartment

A: Excuse me, is this seat free?
B: Yes, it is.
A: Is it OK if I sit here?
B: Yes, of course.
A: Er… is that your newspaper?
B: Yes, it is.
A: May I borrow (['bɒrəʊ] — позичати) it for a minute, please?
B: Yes, certainly.

2. Read the words and word combinations with their translations.

means of travelling		способи подорожування
route	[ru:t]	маршрут
whenever	[wɛn'ɛvə]	коли завгодно
wherever	[wer'evər]	де завгодно
far	[fɑ:r]	далекий
a distance	['dɪstəns]	відстань, дистанція
to get tired		втомитися
petrol	['petrəl]	бензин
a coach	[kəʊtʃ]	автобус, що прямує маршрутами на великі відстані

3. Listen and read the text. Then answer the questions after the text.

Means of Travelling

Most people like to travel, because travelling gives you much new and interesting information about the world, different foreign countries, the nature and other people.

There are different means of travelling, and they have their advantages and disadvantages.

You can travel on foot. It is the cheapest way to travel. You can go wherever you like — there isn't any special route. You can stop and have a rest whenever and wherever you want. But it can take you much time to travel on far distances, and that's why you can soon get tired.

A faster and a more comfortable way is travelling by car. But you must have enough money to buy petrol for your car, and still you can not travel very fast.

1. Why do most people like to travel?
2. Do you like to travel? Why?
3. What is the cheapest way to travel?
4. What are other advantages of travelling on foot?
5. What are the disadvantages of travelling on foot?
6. What are the advantages of travelling by car?
7. Do you need money for travelling by car? Why?
8. Can you travel very fast by car?
9. Have you ever travelled on foot? Where did you go and what did you see there?
10. Do you like to travel by car? Why?

4. Choose the correct word for each blank.

longer, more interesting, the shortest, more beautiful, easier, more expensive, big, long, tastier, older, thinner, funnier

1. The giraffe has got a ... neck.
2. What street is the ... in your town?
3. My mother can bake a ... cake than your mother.
4. Yesterday I ate a ... apple.
5. The horse has got a ... tail than the pig.
6. My sister is ... than your sister.
7. My father is ... than my mother.
8. Your joke is ... than Jane's joke.
9. This story is ... than the one we read yesterday.
10. That dog is ... than my dog.
11. This task is ... than the previous one.
12. My father's car is ... than his friend's car.

5. Read the rhyme and learn it.

"Would you like to go by bus?
Would you like by car?
Would you like to go on foot?"
"No, thanks. It's much too far!"

6*. Make up as many sentences as you can using the table given below. There is a model to help you.

Model: When he goes by bus he can travel wherever he wants.
When they go on foot they can choose a route themselves.

When	you he she they	travel travels go goes tour tours	by on	car coach ship foot bus plane train bicycle	you he she they	can	go see travel stop visit have some rest choose a route	whenever wherever what yourself. himself. herself. themselves.	you he she they	want. wants. like. likes.

Lesson 53

1. Listen and read the dialogue. Act it out in pairs.

Buggy: What did you do last weekend, Jane?
Jane: I went to Berlin.
Buggy: Really? How did you go there?
Jane: I went by coach.
Buggy: How long did it take you to get there?
Jane: It took about 14 hours.

2. Read the texts and fill in the chart after them.

a) Ann is a student at Washington school. She studies Spanish and she goes to Spain every summer to lie in the sun (засмагати на сонці) and practise this foreign language. She always flies by plane.

b) Steve is Ann's brother. He went to India last year. He saw Taj Mahal ([ˌtɑːʒ məˈhɑːl] — Тадж-Махал), and rode on an elephant. He went there by ship.

c) Ann's mother and father went to Italy last summer. They flew there by plane, but they toured Italy by coach. They saw a lot of interesting places there. They ate spaghetti in Rome and took a lot of photographs.

d) Ann's uncle Richard is going to hitch-hike around the United States next summer. He is going to spend a month on his tour. He is going to eat hamburgers and drink Coca-Cola.

Name of a traveller	The place of a tour	Time of travelling	Means of travelling	Activities
Ann				to lie in the sun; to practise Spanish
Ann's parents	Italy			
Richard			hitch-hiking	
Steve		last year		

3. Use the texts in exercise 2 and answer the questions.

1. How often does Ann travel to Spain?
2. What is Richard going to do in the United States?
3. What did Steve go to India by?
4. What are Richard's means of travelling going to be?
5. What did Ann's parents tour Italy by? What did they go to Italy by?
6. Is Spanish a native or a foreign language for Ann?
7. What did Ann's parents do in Italy?

4. Think of advantages and disadvantages of different means of travelling and try to continue the text in exercise 3 (lesson 52).

5. Write as in the model.

Model: easy — easier — the easiest; famous — more famous — the most famous

Handsome, funny, wonderful, clever, interesting, thick, happy, old, bad, cold, good, warm, beautiful.

6*. Write in English.

1. Яка річка найдовша? 2. Ганна найнижча серед учнів класу. 3. Ця книжка найцікавіша. 4. Який олівець найдешевший? 5. Це завдання легше, ніж те. 6. Цей хлопець найщасливіший у світі. 7. Наша школа краща, ніж їхня школа.

7*. Do you know the world map? Answer the following questions.

1. If you travel to Canada which means of travelling can you use?
2. Can you go to Japan by car? Why or why not?
3. If you travel to France, can you go there by ship? Why or why not?

8. Write a story about your travelling last summer.

Lesson 54

1. Jane and Buggy are talking about Buggy's trip to France. Read Buggy's answers and guess Jane's questions. Then write the dialogue into your exercise-books.

Jane:	Buggy:
1.	It was excellent.
2.	Yes, we did. We spent some days in Paris and then we went to the seaside.
3.	By train. Yes, it was a very fast train. We got to the place very quickly.
4.	We stayed there 4 days.
5.	It was wonderful. It was warm and sunny.
6.	

2. Read the names of the countries and their capital cities with their translations.

Great Britain (the UK or England)	[greɪt 'brɪt(ə)n]	Великобританія
London	['lʌndən]	Лондон
Poland	['pəʊlənd]	Польща
Warsaw	['wɔ:sɔ:]	Варшава
Bulgaria	[bʌl'gɛ:rɪə]	Болгарія
Sofia	['səʊfiə]	Софія
Greece	[gri:s]	Греція
Athens	['aθɪnz]	Афіни
Italy	['ɪtəli]	Італія
Rome	[rəʊm]	Рим
France	[frɑ:ns]	Франція
Paris	['parɪs]	Париж
Spain	[speɪn]	Іспанія
Madrid	[mə'drɪd]	Мадрид
Hungary	['hʌŋgəri]	Угорщина
Budapest	[bu:də'pɛst]	Будапешт
Germany	['dʒə:məni]	Німеччина
Berlin	[bə:'lɪn]	Берлін
Austria	['ɔstrɪə]	Австрія
Vienna	[vɪ'ɛnə]	Відень
Russia	['rʌʃə]	Росія
Moscow	['mɒskəʊ]	Москва

3. Look at the pictures, read the sentences and fill in the blanks.

I am Mykhailyk. I am from the capital of Ukraine. I am from ... .

I am Vanda. I am from the capital of Poland. I am from ... .

I am Lucas. I am from the capital of Germany. I am from ... .

I am Jane. I am from the capital of Great Britain. I am from ... .

I am Eva. I am from the capital of Bulgaria. I am from ... .

I am Albano. I am from the capital of Italy. I am from ... .

I am Natasha. I am from the capital of Russia. I am from ... .

I am Barbara. I am from the capital of Greece. I am from ... .

I am Zenadine. I am from the capital of France. I am from ... .

I am Dolores. I am from the capital of Spain. I am from ... .

I am Kamilla. I am from the capital of Hungary. I am from ... .

I am Hanna. I am from the capital of Austria. I am from ... .

We are from Europe.

4. Do you know the map of Europe? Look at the map and say what countries are hidden behind the numbers. You have the names of the hidden countries in the box.

Model: Ukraine is hidden behind number ... .

Ukraine, Italy, France, Hungary, Poland, Germany, Great Britain, Russia

5. Look at the picture. It's Jane's postcard to Buggy. Read what Jane wrote on it and make up a similar one. Then write it down into your exercise-books. Imagine you are on a trip in Rome.

Dear Buggy.
This is a picture of Paris. The weather is beautiful here.
The hotel is excellent. But the food isn't very good.
It is very expensive to stay in Paris.
I don't speak French well, but the people are very hospitable here.
See you soon.
Best wishes,
Jane.

6. **Write down a postcard from London. Address it to your friend from Ukraine.**

Lesson 55

1. Listen and read the dialogues. Act them out in pairs.

At the Hotel

a) *Jane:* I'd like a room, please.
A receptionist (реєстратор у готелі): A single room (одномісний номер) or a double room (двомісний номер)?
Jane: A double room, please.
A receptionist: With or without a bathroom?
Jane: With, please.
A receptionist: For how many nights?
Jane: Just for one night, please.

b) *A stranger:* Excuse me!
Jane: Yes?
A stranger: Are you English?
Jane: Yes. Yes, I am.
A stranger: Oh, I am English too. Are you here on holiday?
Jane: No, I am not. I am a business lady. Where are you from?
A stranger: I am from London.
Jane: Are you a businessman?
A stranger: No, I am not. I am a tourist.

2. Read the words and word combinations with their translations.

passport control		паспортний контроль
customs	['kʌstəmz]	митниця
customs officer		митник
to go through the customs		проходити митний контроль
arrival	[ə'rʌɪv(ə)l]	прибуття
departure	[dɪ'pɑːrtʃər]	від'їзд
information desk		довідкове бюро
timetable board		табло розкладу (руху поїздів, автобусів, літаків тощо)
to book seats		бронювати (замовляти заздалегідь) місця
fare	[fɛː]	плата за проїзд

3. Read the text and make up the outline of its plot.

When you travel to a foreign country you should go through the customs. First you must pass the passport control, then the customs officer may ask you some questions about your luggage.

The time of arrival and departure of buses, trains, or planes is on the timetable board. If you need special information you can ask a lady at the information desk. You can buy tickets just before the departure or you may book your seats a long time before your trip. The fare of a bus ticket is usually the lowest. The most expensive are plane tickets.

4. Answer the questions given below.

1. What do you have to go through when you travel to a foreign country?
2. What questions may a customs officer ask you when you go through the customs?
3. Is the fare of a train ticket more expensive than that of a plane ticket?
4. Where can you find the information about arrival and departure time?
5. Where can you get special information about the timetable of buses, trains, or planes?

5. **Retell the text in exercise 3 according to the plan you have made up.**

6. **Find as many words as you can on the topic "Travelling" in the chain of letters given below.**

tspassportravellinguideepartureecustomseatimetableboardlarrivalpor

7. **You have words in column A and their translations in column B. Match translations with the words. Then make up a sentence with each word.**

A	B
customs	столиця
petrol	відбуття
arrival	розклад
foreign	літак
hitch-hike	карета
passport	митниця
timetable	бензин
departure	паспорт
captain	подорожувати автостопом
plane	іноземний
coach	прибуття

8*. **Look at the photos and say what kind of travelling you like. Say why you like it.**

Lesson 56

1. Listen and read the dialogue. Act it in pairs.

Jane: Excuse me.
Information office agent: Yes, can I help you?
Jane: Yes. I'd like some information about trains, please.
Information office agent: Where to?
Jane: To London.
Information office agent: When?
Jane: Tomorrow.
Information office agent: Morning or afternoon?
Jane: In the evening. About seven o'clock.
Information office agent: Let me see. There is one at 6:40.
Jane: Thank you.

2. Look at the pictures and say how people can travel and answer the questions given below. Start your answers with the expressions from the box.

UNIT 7 Travelling. Great Britain. Ukraine

1. Which is the quickest means of travelling?
2. Which is the most comfortable? Why?
3. Which is the cheapest way to travel?
4. Which is the most expensive?
5. Which means of travelling is the most interesting?

I personally think that ... — Особисто я вважаю, що ...
To my mind ... — На мій погляд ...
In my opinion ... — На мою думку ...

!

much: water, milk, time, coffee, tea, soup, place, bread, information, fruit, chocolate, money.
many: apples, sweets, bananas, eggs, tickets, cups of tea (coffee), glasses of milk (juice), pupils.
Some вживається у розповідному реченні та у ввічливому звертанні **Would you like...?**
У питальному та заперечному реченнях вживається **any**.

3. Make up as many sentences as you can using the table given below.

			money	before the beginning of the film.
	is	a lot of	tickets	in the ticket office?
There	are	much	sugar	in the jar?
Is	aren't	many	time	in that book.
Are	isn't	a little	bananas	on the plate?
	there	any	information	in this house.
			place	for this trip.

4. When a person arrives at a town or city he/she hasn't been to before, he/she usually takes a taxi or travels in a taxi. Listen and read the dialogue and act it out with your partner. Then make up a similar one.

A tourist: Taxi!
Taxi driver: Where to, sir/madam?
A tourist: Can you take me to the airport, please?
Taxi driver: Certainly, sir/madam. Have you got any luggage?
A tourist: Yes. Can you bring it for me. It's over there.
Taxi driver: All right…Oh, it's very heavy.
A tourist: Yes, it is. I am very sorry.

5. Find 12 words on the topic "Travelling" in the box of letters given below.

c	i	k	h	t	f	a	r	e	e	m
g	p	c	a	r	o	u	t	e	l	q
c	o	m	p	a	r	t	m	e	n	t
u	s	s	a	l	e	d	r	w	y	i
s	t	h	j	n	l	u	b	u	s	p
t	c	i	b	l	g	n	a	f	u	o
o	a	p	l	a	n	e	t	a	x	i
m	r	e	s	z	d	c	o	a	c	h
s	d	e	p	a	r	t	u	r	e	b
v	f	t	c	p	e	t	r	o	l	x

6. Look at the picture and answer the questions about it.



1. Is there any sugar in the shop?
2. Are there many apples in the shop?
3. Is there much bread on the shelf?
4. Are there a lot of bananas in the shop?
5. Is there any milk on the shelf?
6. How many bottles of milk are there on the shelf?
7. How much sugar is there in the shop?
8. How many kilos of sugar is Tom going to buy?

7. Render the dialogues in English.

а) *A:* Ти вже був у Лондоні?
B: Ні, я збираюся поїхати туди наступного літа.
A: Як ти добиратимешся до Лондона?
B: На мою думку, краще добиратися туди літаком.
A: Але плата за квиток на літак є досить високою.
B: Я знаю. Але це найшвидший спосіб.

б) *A:* Таксі!
B: Куди Вам, сер?
A: До залізничного вокзалу.
B: У Вас є багаж?
A: Так, я маю 2 сумки. Ви можете допомогти мені, бо вони дуже важкі?
B: Так, звичайно.
A: Дякую.

Lesson 57

1. Listen and read the dialogue. Act it out in pairs.

Jane: Goodbye, Buggy.
Buggy: Goodbye, Jane.
Jane: Have a nice trip.
Buggy: Thanks.
Jane: Don't forget to send me a postcard.
Buggy: OK.... Oh, I haven't got your address.
Jane: That's all right. I am going to write it down for you.
Buggy: All right. Bye.
Jane: Bye.

2. Read the names of the countries and nationalities. Learn them.

The UK (the United Kingdom of Great Britain and Northern Ireland)	British
Ukraine	Ukrainian
The USA (the United States of America)	American
Italy	Italian
Japan	Japanese
China	Chinese
Poland	Polish
France	French
Spain	Spanish
Greece	Greek
Hungary	Hungarian
Germany	German
Canada	Canadian
Australia	Australian
Brazil	Brazilian

3. Ask and answer about the people in the picture as it is given in the model.



Monika (Italy) **George** (the USA) **Frank** (France) **Dolores** (Spain)

Model: *A:* Who is that?
B: That's Bianca.
A: Where is she from?
B: She is from Poland.

4. Ask and answer about nationalities of the people in the picture in exercise 3.

Model: *A:* Is Bianca Bulgarian?
B: No, she isn't.
A: Is she Polish?
B: Yes, she is.

5*. Answer the questions.

1. What countries of the world do you know? Name them in English.
2. What countries did you visit for the last 4 years?
3. What countries are you going to visit in the near future?
4. What countries would you like to visit? Why?

6*. Write in English.

1. Я був у Лондоні минулого року. 2. Як ти збираєшся дістатися до Мадрида? — Я збираюся дістатися туди літаком. 3. Я б хотів зняти номер. — Одномісний чи двомісний? 4. Мій брат зараз у 10-денній подорожі по Європі. 5. Вона уже відвідала 3 іноземні країни минулого місяця, але ще хоче поїхати до Греції наступного місяця.

7*. Say what nationalities these people are.

Lesson 58

1. Listen and read the dialogue. Act it out in pairs.

Mykhailyk: Jane, have you got friends from Britain?
Jane: Are you kidding? (Ти жартуєш?) I am British.
Mykhailyk: Are you British? You are not. You are English.
Jane: That means the same. The English, the Scotts, the Welsh and the Irish — they all are from the UK and we call them the British.
Mykhailyk: I see (тепер зрозуміло).

2. Make up dialogues as it is given in the model. Act your dialogues with your partner.

Model: *A:* Are you Hungarian?
B: Yes, we are.
A: Are you Chinese? (Japanese)
B: No, I am not. I am Japanese.

1. Polish? (Yes)
2. French? (Spanish)
3. Greek? (Bulgarian)
4. Spanish? (Yes)
5. German (Australian)
6. Brazilian (Yes)

3. Read the words with their translations.

the British Isles		Британські острови
Northern Ireland		Північна Ірландія
the Irish Sea		Ірландське море
the North Sea		Північне море
the English Channel		Англійський канал
to be situated		бути розташованим
to be separated (by)		бути розділеним
to be washed (by)		бути омитим
Wales	[weɪlz]	Вельс
Scotland	['skɒtlənd]	Шотландія
England	['ɪŋgland]	Англія

4. Look at the map and listen to the text. Then say whether the statements given after it are true or false.

The Land and the People of Great Britain

The United Kingdom of Great Britain and Northern Ireland (the UK) is the official name of the country which is situated on the British Isles. That's why when people say "Great Britain", or the United Kingdom, "Britain", or just "the UK" they mean the same — the country which you can see on the map.

It has got four parts: England, Scotland, Wales and Northern Ireland. The English people (the English) live in England, the Scotts live in Scotland, the Welsh live in Wales, and the Irish — in Northern Ireland.

The UK is separated from Europe by the English Channel. The country is also washed by the Atlantic Ocean in the north and the North Sea in the east. The largest of the British Isles — Ireland and Great Britain — are separated by the Irish Sea.

1. The UK is situated on the British Isles.
2. Great Britain is separated from Europe by the Irish Sea.
3. The names "Great Britain", or the United Kingdom, "Britain" and "the UK" mean different countries.
4. The Scotts live in Northern Ireland.
5. In the north the UK is washed by the Atlantic Ocean.
6. The United Kingdom has got three parts.

5. Study the table given below.

The United Kingdom of Great Britain and Northern Ireland				
	capital	*people*	*nationality*	*language*
The UK	London	the British	–	English
England	London	the English	English	English
Scotland	Edinburgh	the Scotts	Scottish	Scottish
Wales	Cardiff	the Welsh	Welsh	Welsh
Northern Ireland	Belfast	the Irish	Irish	Irish

!

The	—
Names of seas, oceans, channels, rivers, groups of islands The Atlantic Ocean, the Irish Sea, the English Channel, the Thames, the British Isles	Names of single islands, lakes, single mountains, streets, countries, continents *(but: the USA, the UK and others having the words "Union", "Kingdom", "United" in their name)* Ireland, (island) Great Britain, France, lake Ontario, Everest *(but the Urals, the Carpathians)*, Downing Street, Europe

6. Fill in the blanks with the correct article.

1. ... Chicago is called "The Windy City". 2. ... Australia is an island continent. 3. There is a song about ... Kansas City. 4. ... Scotland is a part of ... United

Kingdom. 5. ... Canada is the second largest country in the world. 6. ... Kingdom of Morocco is south of ... Spain. 7. ... United Kingdom is also called ... UK. 8. My car was made in ... USA. 9. ... United Arab Emirates is a small country.

7. Answer the questions.

1. Where is the UK situated?
2. What are the parts of the United Kingdom?
3. What language do the Scotts speak?
4. What ocean is the UK washed by?
5. What separates the UK from Europe?
6. What city is the capital of Great Britain?
7. What are the largest of the British Isles?
8. What is the capital of Northern Ireland?
9. Where do the Welsh live?

8*. Put the verbs in brackets into the *be going to* form.

1. Did you remember to book seats? — Oh no, I forgot. I (telephone) for them now. 2. The fire is going out! — So it is. I (go) and get some sticks. 3. He is in hospital with a broken leg. — I'm sorry to hear that. I (send) him some apples. 4. I can't understand this letter. — I (call) my son. He (translate) it for you. 5. You (buy) meat? — No, I (not eat) meat any more. I (eat) vegetables. 6. You have bought a lot of paint. You (redecorate) your kitchen? 7. What you (do) when you grow up? — I (be) a pilot. 8. This dress is too long. What you (do) with it? — I (shorten) the skirt. 9. That tree makes the house very dark. — Very well, I (cut) it down. 10. How do I get from here to London Bridge? — I don't know, but I (ask) that policeman.

9. Use the mind-map to speak about your travelling habits.

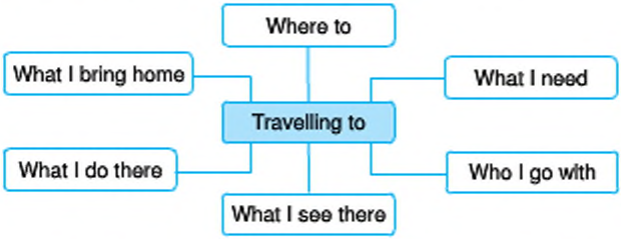

10*. Make up the outline of the text in exercise 4 and retell it.

REVISION

Lesson 59

1. Listen and read the dialogue. Act it out in pairs.

Jane: Who is your favourite actress, Buggy?
Buggy: Julia Roberts. She is wonderful.
Jane: Is she British?
Buggy: No, she is not. She is American. She lives in Hollywood.
Jane: Where exactly is that?
Buggy: It's in the west of the USA.
Jane: Is it far from New York?
Buggy: Yes, it is. New York is situated in the east of the USA.

2. Look at the map of Ukraine. Read the sentences.

In the north (west, east, south) of ... . — на півночі (заході, сході, півдні)....
Ternopil is situated in the ... of Ukraine.
Lugansk is situated in the ... of Ukraine.
Kherson is situated in the ... of Ukraine.
Chernigiv is situated in the ... of Ukraine.

3. Object to the following sentences and correct them.

Model: The capital of Scotland is London. — It's not true. London isn't the capital of Scotland. It is the capital of England.

1. The UK is washed by the Irish Sea in the north.
2. Cardiff is the capital of Northern Ireland.
3. The Scotts speak Irish.
4. The English Channel separates Ireland from Great Britain.
5. Belfast is the capital of Wales.
6. The Welsh live in Scotland.
7. Edinburgh is the capital of Great Britain.
8. The Irish speak Welsh.

4. Listen and read the dialogue. Then make up a similar one. Act out your dialogue with your partner.

A: Where is Jessica from?
B: She is from Austria.
A: What's the capital of Austria?
B: Vienna.
A: Where exactly is it?
B: It's in the west of Austria.

5. Read the rhyme and learn it.

My name is Richard Bechham.
And I am from the UK!
How are you? How are you?
And how are you today?

My name is Margarita
And I am from sunny Spain.
How are you? How are you?
And how are you again?

My name is Buddy Smithson.
I'm from the USA.
How are you? How are you?
And how are you today?

6. **Look at the photos and try to match the names of the capital cities with the photos. The scrambled words can help you.**

dgaelnn

ytall

sleaw

ntrhoren nlarled

kleuarn

lnspa

cfnrea

ntdeul tasets

dotnclsa

London ...	Kyiv ...
Belfast ...	Edinburgh ...
Paris ...	Washington ...
Rome ...	Madrid ...

7*. Read the sentences. Some of them are wrong. Correct them.

Model: Welsh is the language of the Irish. — It's incorrect. Welsh is the language of the Welsh.

1. The Spanish speak Italian.
2. The capital of Italy is Rome.
3. People who live in Greece are Greek.
4. Scotland is a part of the USA.
5. The UK is situated on the Scottish Isles.
6. The English Channel separates the United Kingdom from Northern Ireland.

Lesson 60

1. Read the dialogue. Act it out in pairs.

A Telephone Conversation

Taxis agent: Hello! Taxis.
Mrs. Stevenson: I'd like a taxi, please.
Taxis agent: When do you want it?
Mrs. Stevenson: As soon as possible.
Taxis agent: Where are you?
Mrs. Stevenson: I am in Bredford Street, 24.
Taxis agent: Where do you want to go?
Mrs. Stevenson: To the railway station.
Taxis agent: What's your name and a telephone number?
Mrs. Stevenson: Mrs. Stevenson. It's 233-41-36.
Taxis agent: OK. Thank you. It is going to be there in a few minutes.

2. Fill in the blanks with *in, of, than, the, as*.

1. The World Trade Centre was the tallest building ... New York.
2. Travelling by plane is faster ... travelling by train.
3. There are five restaurants in my town. Pierre's is the most expensive ... all.
4. The Sandy Beach Hotel is more comfortable ... the Paradise Hotel.
5. The nightlife in Boston is not ... exciting ... the nightlife in London.
6. Big Ben is one of the most famous sights ... London.
7. St. Mary's is ... oldest church in the country.
8. Cardiff is ... capital of Wales.

3. Fill in the blanks with the correct form of the adjectives in brackets.

1. Is Rome ... (old) city in Europe?
2. The traffic today is ... (bad) than yesterday.
3. The garden in our new house is ... (small) than the old one.
4. Los Angeles is ... (big) than Dallas.
5. Are the shops in the centre ... (expensive) than the local shops?
6. This room has got ... (good) view of all the rooms in our house.
7. Our city isn't as ... (populated) as it was two years ago.
8. Tom is ... (tall) boy in his class.
9. The hotel was ... (good) than we expected.
10. Cheetah is ... (fast) animal in the world.
11. This book is ... (interesting) than that one.

4. Fill in the correct form of the adjectives.

adjective	comparative	superlative
		the tallest
	safer	
sunny		
	more popular	
		the best
	worse	
much/many		
	less	

5. Divide the names of nationalities into four groups.

-ish	-an	-ese	other
Polish	Ukrainian	Japanese	French

French, Ukrainian, Italian, Greek, Polish, Japanese, Spanish, Irish, American, Chinese, Hungarian, English, Brazilian, Portuguese, Bulgarian, Scottish.

6. Answer the questions.

1. Where is Lviv situated?
2. Where is Donetsk situated?
3. What city is the capital of Ukraine? (The USA? The UK?)
4. What sea is the UK washed by in the east?
5. What city is the capital of Northern Ireland?
6. What city/town/village do you live in? Where is it situated?

7*. Complete the text with the words from the box and rewrite the text into your exercise-books.

by ship, tourists, weather, trip, expensive, wind, ticket, captain, on board (на борту корабля), by plane

Last summer my cousin Mike had a very interesting ... . He went to Turkey ... . There were many other ... from Ukraine ... . The ... was wonderful. The sky was blue. There was no ... . All the passengers were kind and friendly and the ... was very hospitable. His ... was not very ... . He stayed in Turkey for a week and went back to Kyiv ... .

Unit 8

SCHOOL LIFE

Lesson 61

1. Listen and read the dialogue. Act it out in pairs.

A: How do you come to school?
B: By bus.
A: How long does it take you?
B: About twenty minutes.

2. You have words and word combinations in column A and their translations in column B. Try to guess the meaning of the new words and match the words and their translations. You may use the dictionary.

A	B
caring	спеціаліст
a computer	знання
technology	розуміючий
career	директор школи
to do well	комп'ютер
study	кар'єра
a specialist	робити все можливе
knowledge	навчання
a headmaster	турботливий
to do one's best	добре справлятися з
understanding	технологія
to be pleasant	корисний
useful	бути приємним

3. Listen and read the text. Then retell it.

My Study

I am a pupil of the 7th form and I like to study in my school. The teachers are all very caring. They tell us much interesting information. We also have computers in our school and the teachers show and teach us how to work on a computer. It is important for me, because in the future I must use new technology in my career. I also know that I must do well in my study. I want to become a good specialist. And my teachers help me to get knowledge in different subjects.

It is very pleasant for me to study in our school, it is always clean. The headmaster and the teachers are very friendly. They do their best to make our study useful and interesting.

4. Look at the chart and make up expressions with the verbs *to do* and *to make*. Then make up your own sentences with each expression.

5. Complete the sentences with the words given in exercise 2.

1. Susan ... yesterday when she was writing her test-paper and got a very good mark.
2. Have you got ... at home? — No, but my father promised to buy one.
3. My mother is a good ... , that's why she is going up in her ... .
4. I must have enough ... to become a good specialist.
5. The ... of our school is very friendly.
6. You must know how to work with new ... in order to be able to live in the modern world.
7. Can you describe your ... in your school?

6*. Write in English.

1. Кар'єра вчителя дуже складна, але важлива. 2. Як звати директора вашої школи? 3. У нашій школі є 20 комп'ютерів. 4. Мій брат навчив мене працювати на комп'ютері. 5. Знання важливі для того, щоб стати хорошим спеціалістом. 6. Мої батьки дуже турботливі.

Lesson 62

1. Listen and read the dialogue. Act it out in pairs.

Jack: Hello, Mrs. Jones. Can you help me? I am doing my homework and I can't understand this word.
Mrs. Jones: I can't help you now. I am watching a very interesting programme.
Jack: Can Mr. Jones help me?
Mrs. Jones: No, he is busy. He is reading a newspaper.
Jack: What about Jane?
Mrs. Jones: Well, she is talking to someone on the phone.
Jack: Who is she talking to?
Mrs. Jones: You are asking too many questions Jack…
Jack: I am sorry Mrs. Jones. I am just practising my English.
Mrs. Jones: Oh, I see.

2. Listen to the joke and translate it into Ukrainian. Then retell the joke in English.

Horace: Day after day the boy and his dog went out to school together until the last day came when at last they had to part (розлучатися).

Morris: What happened?

Horace: The dog graduated (['grædʒuertəd] — закінчити вчитися у навчальному закладі).

3. There are nine words in the box of letters given below. The words mean some people and things you can find in school. Find them. There are clues to help you.

1. The person who helps you to learn.
2. The thing that you carry your books to school in.
3. The thing that you use for drawing straight lines.
4. The man who makes all the rules in school.
5. The studying that you do at home.
6. The person who looks after the school buildings.
7. The thing that English schoolchildren have to wear to school.
8. A person who is unkind to other people.
9. The thing that you use for writing in your copybook.

e	n	g	l	a	s	k	r	f	u
l	u	n	i	f	o	r	m	r	c
e	t	r	c	h	o	m	b	p	a
h	e	a	d	m	a	s	t	e	r
b	a	f	r	t	b	e	a	n	e
u	c	c	h	e	a	r	u	d	t
l	h	n	i	f	g	l	l	y	a
l	e	h	o	m	e	w	o	r	k
y	r	c	f	i	j	m	p	o	e
a	t	u	b	q	r	u	l	e	r

4. Say what your favourite subject (subjects) at school is (are). Give your reasons (Обґрунтуй причини свого вибору). Write 6–7 sentences about the way you study your favourite subject.

Model: My favourite subjects at school are History, English and Biology.
I like History lessons because they are always interesting.
I find out many new things about the history of my country and other world countries.
At our History lessons we read different articles and books about ...

5. Look at Jane's timetable at school and say what subjects she studies.

Monday	
1	History of the ancient world
2	English
3	The Ukrainain language
4	Drawing
5	

Thursday	
1	Biology
2	Music
3	Foreign literature
4	Labour lesson
5	The Ukrainain language

Tuesday	
1	Physical training
2	Mathematics
3	The Ukrainian literature
4	The Ukrainain language
5	Biology

Friday	
1	English
2	Mathematics
3	The Ukrainian literature
4	Physical training
5	

Wednesday	
1	The Ukrainain language
2	Mathematics
3	English
4	History
5	

Saturday	
1	
2	
3	
4	
5	

6. Use the timetable in exercise 5 and practise saying as it is given in the model.

Model: Jane has Mathematics three times a week. (once a week, twice a week, four times a week, etc.)

7*. Speak about your school timetable. You can use exercises 5 and 6 to help you.

Lesson 63

1. Listen and read the dialogue. Act it out in pairs.

Pete: Hi, Sue! You changed schools, didn't you?
Sue: Yes, that's true.
Pete: How's your new school?
Sue: Well, it's very nice. It's big, spacious ([ˈspeɪʃəs] — просторий) and the teachers are very kind and friendly.
Pete: Do you have new friends already?
Sue: Yes, I have a lot of friends in my new class. I have a seat in the front row (у передньому ряду), and my partner is a very clever girl. Her name is Lucy. She is a real friend.

2. Make up sentences out of the given words and translate them into Ukrainian.

1. much, learn, can, we, the, lessons, at, of, about, nature, biology, the.
2. of, History, the, world, lessons, the, interesting, are, very.
3. five, every, we, lessons, or, have, day, four.
4. many, English, you, a, do, week, have, how, lessons?
5. can't, why, the, you, lessons, stand, literature, of, Ukrainian, the?
6. at, is, Biology, favourite, subject, my, school.

3. Read the words and word combinations with their translations.

to subtract	[səbˈtrakt]	віднімати
to multiply	[ˈmʌltɪplʌɪ]	множити
to add	[ad]	додавати
to divide	[dɪˈvʌɪd]	ділити
a plant	[plɑːnt]	рослина
to memorize	[ˈmeməraɪz]	запам'ятовувати, вчити напам'ять
to do the sums		виконувати математичні розрахунки

4. Read the expressions which mean the activities you do at different school lessons and match them with the names of the appropriate subjects.

A	B
1. to subtract	a) Physical training
2. to learn language rules	b) Mathematics
3. to multiply	c) The Ukrainian literature
4. to skip	d) The Ukrainain language
5. to add	e) Biology
6. to sing and play musical instruments	f) History
7. to make experiments with the plants	g) English
8. to divide	h) The labour lesson
9. to draw pictures	i) Music
10. to run	j) Foreign literature
11. to memorize the words	k) Drawing
12. to read	
13. to write different sentences and stories	
14. to make things with your own hands	
15. to do the sums	
16. to learn about the past	

5. Look at the pictures of the textbook covers (['klʌvə] — обкладинка) and name the textbooks using the names of the subjects from the box.

History, English, the Ukrainian literature, The Ukrainian language, Mathematics, Biology

6. Read the word combinations and write them down in figures.

Model: four hundred and sixty-two — 462
eight hundred and forty-seven — 847
one thousand two hundred and twelve — 1212

one hundred and thirty-three
seven hundred and sixty
one thousand five hundred and two
three hundred and forty-five
six hundred and four
two thousand nine hundred and thirteen
eight hundred and ninety-six

Lesson 64

1. Listen and read the dialogue. Act it out in pairs.

Jane: Hi, Buggy! How are you doing?
Buggy: Not bad, thank you. And you?
Jane: Well, I am tired a little. I am looking forward to my summer holidays.
Buggy: Are you tired of school?
Jane: Yes. Especially, of History.
Buggy: Don't you like History?
Jane: Like? I hate it. I can't stand it!
Buggy: But why? I can't understand you. History is my favourite subject. You find out much interesting information about the history of the world, your native country.
Jane: Yes, but you must learn a lot, and it takes you much time and effort to remember all those dates and facts. What about the time for other subjects?

2. Read the words and word combinations with their translations.

How are you doing?		Як у тебе справи?
I can't stand it!		Я терпіти цього не можу!
to be tired of something		бути втомленим від чогось
to hate	[heɪt]	ненавидіти
a native country		рідна країна
an effort	['efərt]	зусилля
a date	[deɪt]	дата
a fact	[fækt]	факт
to find out		взнавати, дізнаватися

!

It's	my your his her our their Andy's its	book.

It's	mine. yours. his. hers. ours. theirs. Andy's.

3. Look at the picture and say which things are Andy's? Sue's? Kate's? Jane's?

Model: Whose sharpener (точилка для олівця) is this?
It's Jane's. (It's hers.)

4. Use the picture in exercise 3 to complete the conversation.

Andy: Is this Kate's textbook on Music?
Jane: No, it's mine.
Andy: Is that Kate's school bag?
Jane: Yes, it's hers.
Andy: Is that Kate's skipping rope?
Jane: ...
Andy: Is that your calculator?
Jane: ...
Andy: Is that Sue's pen?
Jane: ...

5. Read the rhymes and learn one of them.

***

I am in school to learn.
I will follow the directions of my teachers.
I will not say unkind things to others.
I will report problems to the teachers.
I will try my very best.
I am in school to learn.

***

We raise our hands to speak.
We work quietly at our seats.
We use voices soft and sweet.
We keep our places tidy and neat.
We are helpful, friendly, and fair.
We take turns and willingly share.

More

The more you read,
The more you know.
The more you know,
The smarter you grow.
The smarter you grow,
The stronger your voice,
When speaking your mind
Or making your choice.

6. Write in English.

1. Помнож 5 на 4. 2. Які твої улюблені предмети? 3. Вчора на уроці математики ми розв'язували задачі, віднімали, множили, додавали і ділили. 4. Що ви робите на уроках історії? 5. Я ненавиджу уроки біології. 6. На уроках англійської ми вчимо (напам'ять) багато нових слів.

7*. Which words are missing? Fill in the blanks with some of these words:

student, teacher, boy, girl, school bag, crayons, white board, desk, chair, table, pencil, book, ruler, lunch box, playground, ball, apple, banana, car, one, colour, number, two, big, small, yellow, blue, marker, library, music room, keyboard, computer room.

1. I have a ... and ... an ... in my lunch box.
2. I always listen to my ... .
3. I play in the ... .
4. My school bag is ... and has number ... .
5. My classroom is ... and has number ... .
6. I sit next to a ... .
7. I colour with my ... .
8. The teacher has a ... and a ... .
9. A computer has a ... .
10. The teacher writes on the ... with a blue ... .

Lesson 65

1. Listen and read the dialogue. Act it out in pairs.

A: What's your hobby?
B: I like to dance very much.
A: What kind of dances do you dance?
B: Well, my favourite dances are Tango, Waltz, Cha-cha, Rumba, Samba, the ball-room dances, you know.
A: What about modern dances?
B: Well, I like modern dances as well, and I often dance Rock-n-roll and Disco.

2. Read the words and word combinations with their translations.

to follow the speaker's words in the text		слідкувати за словами мовця у тексті
to listen to the tape-recorder		слухати магнітофон
to render the dialogue in English		передавати зміст діалогу англійською мовою
to interpret in English		перекладати англійською мовою (усно)
to translate into English		перекладати англійською мовою (письмово)
voice	[vɔɪs]	голос
to be similar to		бути подібним до
a baby	['beɪbi]	немовля
to exist	[ɪg'zɪst]	існувати
a human	['hju:mən]	людина
a sign	[saɪn]	знак
a billion	['bɪljən]	мільярд

3. Read the text and then answer the questions.

Some animals such as dolphins, bees, or monkeys can communicate with each other. They use signs, their voice or some actions. But only humans use the language to communicate.

Human language started about 5000 or 40000 years ago when people began to live and hunt together. Their language was similar to the language of the babies.

Today we know about 5000 or 6000 languages in the world. And the most popular world language is English. But 2000 years ago English didn't exist. Even 1000 years ago only two million people spoke this language. Now more than a billion people on our planet use it as their native language and even more people speak it as a foreign language.

1. What animals can you name that communicate with each other?
2. Why are humans different from dolphins or monkeys?
3. When did the human language begin?
4. How many languages are there in the world?
5. How old is the English language?
6. How many people speak English as their native language?

4. Look at the picture and say what the teacher and the pupils did at the lesson. Use the word combinations from the box.



Yesterday we had our English lesson. We listened to the tape-recorder … .
First, ...
Then we ...

5. Work with your partner. Practise speaking as it is given in the model.

Model: Kate — read — follow the teacher's words in the text. — First, Kate read, then she followed the teacher's words in the text.

1. Jack — write new words on the blackboard — copy them into his vocabulary.
2. Sue — speak — listen to teacher.
3. Jim — render the dialogue in English — write it down in his exercise-book.
4. The pupils — translate the sentences into English — check their dictations.
5. Sara and Bill — write their test-paper — listen to the tape-recorder.
6. Donna — speak Ukrainian — interpret Ted's words in English.

6. Make up as many sentences as you can using the table given below.

Usually Yesterday	we	read English stories listen to the teacher translated the sentences from Ukrainian into English listened to the tape-recorder learn and memorize new words play language games spoke about foreign languages in the world	at our English	lesson. lessons.

7*. Complete the sentences.

1. ... people speak Spanish.
2. The ... speak Chinese.
3. The ... speak English.
4. ... billion people speak English as their native language.
5. There are ... languages in the world.

Lesson 66

1. Listen and read the dialogue. Act it out in pairs.

A: I like to learn foreign languages. English and French are my favourite subjects at school.

B: Can you speak English and French well?

A: You know, I can speak English rather well. But I started to learn French a month ago, that's why I don't speak this language very well.

B: But I can speak French. Last year I visited France with my parents. I interpreted everything to them. It was a good practice for me.

A: That's great. Perhaps you can help me with my French then.

2. Read the story and complete it with the words from the box.

Yesterday at our English lesson we did many activities. ... we checked our home assignment. ... we read a new text ... wrote down the new words in our vocabularies. ... we made up our own sentences with the new words. ... we made them up, and our teacher wrote some English sentences on the blackboard. ... we had to translate them into Ukrainian. ... of the lesson we learnt a new rhyme about the English language and the teacher set our home assignment (давати домашнє завдання) for the next lesson.

at the end, then, later, and, first, after that, while

3. Look at the pictures and correct mistakes. There is a model to help you.

Model: The pupils are not listening to the tape-recorder now. They are reading the text.

The pupils are listening to the tape-recorder.

The teacher is writing new words on the blackboard.

The girls are singing.

The pupils are following the teacher's words in the text.

The pupils are writing their test-paper now.

The teacher is explaining a new grammar rule.

4. Read the text in exercise 2 again and write down all the activities the pupils did at their English lesson in your exercise-books. Then add some more activities you usually do at your English lessons.

5. Write in English.

1. Якими іноземними мовами розмовляє твій двоюрідний брат? 2. Перекладі українською мовою те, що я щойно сказав. 3. На уроці англійської мови ми перекладали текст про мови світу. 4. Нам потрібно слухати магнітофон на кожному уроці англійської мови. 5. Слідкуй за моїми словами у тексті. 6. Як можна перекласти українською мовою слово «to explain»? 7. Людська мова виникла більше 50000 років тому.

6*. Read the text in exercise 2 again. Find the verbs in Past Simple and give their infinitive forms.

Lesson 67

1. Listen and read the dialogue. Act it out in pairs.

Mother: Susan, how's your English at school?
Susan: Not bad, Mum. I have got excellent marks for my home assignment.
Mother: I am very glad to hear that. Tell me, please, what did you do at your English lesson yesterday?
Susan: Well, we checked our home assignment, then we learnt and memorized new words. After that we read a new text and answered the questions. Then the teacher wrote the English sentences on the blackboard. Finaly, we translated them into Ukrainian and wrote them down in our exercise-books. We also learnt and then recited a new rhyme.
Mother: And what's your home assignment for the next lesson?
Susan: Oh, I can't remember. I'm going to call Jack and ask him.
Mother: Susan?!

2. Look at the pictures, read the words and guess their meanings. The Ukrainian words in the box will help you.

a monitor, a keyboard, a mouse, a floppy disc, a CD (compact disc), a CD-ROM drive, a printer, computer case

Монітор, принтер, пристрій для перегляду чи прослуховування компакт-дисків, мишка для комп'ютера, дискета, компакт-диск, клавіатура для комп'ютера, корпус комп'ютера

3. Complete the sentences with "who" or "whose".

1. ... is that?
2. ... rubbers are these?
3. ... are you?
4. ... sharpener is this?
5. ... trainers are these?
6. ... is your best friend?

4. Read the words and word combinations with their translation.

to work on a computer		працювати на комп'ютері
to create/write computer programmes		створювати комп'ютерні програми
to work on-line (on the Internet)		працювати в мережі Інтернет
to type documents		друкувати документи
to edit document files		редагувати текстові документи
to substitute	['sʌbstətu:t]	замінювати

5. Look at the chart and say what activities you can do on your computer.

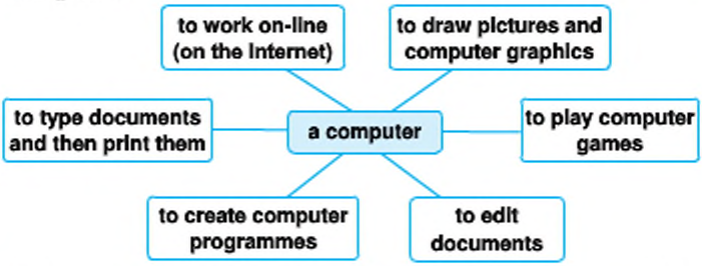

6. Look at the model and say what occupations these people have. Use the words from the box.

Model: He edits document files by means of a computer. He is an editor of a popular magazine.

1. He cooperates with other companies of the world. He works on the Internet by means of a computer. He is a ... .
2. By means of a computer she draws pictures of different clothes for the fashion shows (показ моди). She is a ... .
3. She types documents for her boss by means of a computer. She is a ... .
4. He works for Microsoft company and creates computer programmes. He is a ... .
5. She draws graphics by means of a computer. Then she prints her graphics and sells as pictures. She is a ... .

an artist, a clothes designer, a company manager, a programmer, a secretary

Lesson 68

1. Listen and read the dialogue. Act it out in pairs.

Buggy: Jane, do you play with dolls?
Jane: No, I don't. I've got a computer. I play computer games.
Buggy: But it's a waste of time (це даремна трата часу).
Jane: I play computer games which help me with my study.
Buggy: What games do you play?
Jane: My favourite game is "In Search of Lost Words". It's a very exciting and funny game to play.
Buggy: Can you give me your CD with that game? I want to play it, too.
Jane: Have you got a computer?
Buggy: Jane, I'm the Knowledge Bug. Of course, I have.
Jane: Oh, I see.

2. Read the words and word combinations with their translations.

a video-recorder		відеомагнітофон
a digital form		цифровий формат
a screen	[skri:n]	екран
a message	['mesɪdʒ]	повідомлення
e-mail	['i:meɪl]	електронна пошта
an access	['ækses]	доступ

3. Listen and read the text. Then answer the questions.

A Computer

The life in the world has changed greatly since the time when the first computer appeared. Now computers can do much work and make our lives easier.

You can either work or play on your computer. If you want to watch a film you don't have to switch on your TV-set or your video-recorder. You can watch it on your computer. If you want to read a book, you don't have to buy that book. You may have it in the digital form and read it on the screen of your computer monitor. If you want to write something you don't need a pen or a pencil. You can type the words on your computer and then print them.

If you want to send a message to your relatives or friends who live in another town (village) or even country you don't have to go to the post-office. You can use your e-mail and send the message from your computer (but you must have the access to the Internet).

If you want to play you don't have to buy toys. You can play with the toys on your computer.

A computer has substituted many things in our life. And the life has become easier and more interesting.

1. Does a computer make our life more difficult or easier?
2. What things can a computer substitute in our everyday life?
3. Do you need a TV-set if you have a computer and want to watch a film?
4. In what form must a book be if you want to read it by means of your computer?
5. What must you have to send a message to your friend or relative who lives far from you?

4. Make up sentences using the tables given below.

The films The books The newspapers The songs	can be	in the digital form.

If a	film book song newspaper	is in the digital form	you can	read watch listen to	it	by means of your computer.

5. Find 9 words on the topic "School. Computers" in the box of letters given below.

d	i	g	i	t	a	l	h	d	b	s
e	a	c	c	e	s	s	m	o	t	c
m	u	m	o	n	l	t	o	r	u	r
a	d	r	m	p	g	v	u	v	c	e
f	l	o	p	p	y	d	l	s	c	e
q	f	y	u	b	b	d	e	x	j	n
c	e	f	t	j	n	e	w	k	g	e
i	s	k	e	y	b	o	a	r	d	d
a	z	c	r	e	a	t	e	v	f	l
m	e	s	s	a	g	e	g	o	l	t

6*. You have words in column A and their translations in column B. Match translations with the words.

A	B
to edit	дискета
e-mail	клавіатура
a mouse	повідомлення
a monitor	доступ
digital	редагувати
screen	електронна пошта
a keyboard	відеомагнітофон
video-recorder	екран
a floppy-disc	цифровий
an access	монітор
a message	мишка для комп'ютера

REVISION

Lesson 69

1. Listen and read the dialogue. Act it out in pairs.

Buggy: What lessons did you have today, Jane?
Jane: I had Mathematics and two English lessons.
Buggy: What did you do at your Maths lesson?
Jane: Well, we did many things. We divided, subtracted, multiplied and added different numbers.
Buggy: Can you multiply well?
Jane: I think I can. Why?
Buggy: Then say what is fifteen multiplied by twelve.
Jane: Let me guess. It is one hundred and eighty.
Buggy: Great. And what did you do at your English lessons?
Jane: We spoke English, read English texts, wrote some sentences on the blackboard and listened to the tape-recorder. Those were very interesting lessons.

2. Work with your partner. Practise speaking as it is given in the model.

Model: My sister/old/he — My sister is older than him.

1. Jane/beautiful/she
2. Bob/popular/you
3. I/clever/he
4. Peter/fit/I
5. Linda/funny/he
6. Tom/young/she

3. Say the sums as it is given in the model.

Model: 5 · 16 + 40 – 6 = 114 We multiply five by sixteen, then we add forty and subtract six. It equals one hundred and fourteen.
16 / 4 + 3 – 1 = 6 We divide sixteen into four, then we add three and subtract 1. It equals six.

18 · 3 – 12 + 4 + 52 = ?
25 · 5 – 4 + 10 = ?
44 / 4 + 11 · 35 = ?
22 · 2 – 2 + 212 = ?
20 / 5 + 10 · 39 = ?
27 · 4 – 5 + 112 = ?

4. Read the tongue-twisters as quickly as you can and learn them.

- There was a fisherman named Fisher
  who fished for some fish in a fissure.
  Till a fish with a grin, pulled the fisherman in.
  Now they're fishing the fissure for Fisher.
- World Wide Web.
- If Stu chews shoes, should Stu choose the shoes he chews?

5. Make up sentences out of the given words.

1. We, documents, means, can, by, of, type, keyboard, a.
2. Create, many, computer, different, programmes, programmers.
3. My, likes, games, younger, to, computer, play, brother.
4. Ever, you, the, worked, on, have, Internet?
5. Am, work, learning, I, to, now, the, computer, on.

6*. Write in English.

1. Скільки коштує дискета (для комп'ютера)? 2. Я можу дивитися фільм у цифровому форматі на екрані монітора. 3. Я надішлю тобі повідомлення за допомогою електронної пошти. 4. Мій брат навчив мене редагувати текстові документи. 5. Я хочу стати програмістом і створювати нові комп'ютерні програми. 6. Комп'ютер недавно замінив відеомагнітофон. 7. Я маю доступ до Інтернету, ось чому я можу користуватися електронною поштою.

7. Look at the picture and label the numbers.

Lesson 70

1. Listen and read the dialogue. Act it out in pairs.

Buggy: Jane, do you know that there are more than 6000 foreign languages in the world?

Jane: Are you kidding?

Buggy: No, I am not. It's true.

Jane: Who told you that?

Buggy: I read it in books.

Jane: I can't believe it. Is there a person in the world who can speak all those languages?

Buggy: Of course, there isn't. Nobody can learn and remember so many languages. Don't you know about the tower of Babel?

2. Match the problem column, the suggestion column and the answer column to make up small dialogues. There is a model to help you.

Model: A: I'm late for school.
B: Why don't you go by bus?
A: No, I can run.

Problem	Suggestion	Answer
I am ill.	How about a sandwich?	No, I'd rather talk to my friend.
I am tired.	Why don't you go by bus?	No, I'd rather take some medicine.
I have much free time today.	Let's have some rest.	No, I can run.
I am hungry.	Why don't you go to consult a doctor?	No, I'd rather go to the cinema.
I am late for school.	Let's watch cartoons on TV.	No, I am on a diet.

3. Read the rhyme and learn it.

"Would you like a holiday?
There's one very near.
Would you like a long one?"
"Yes, about a year!"

"Would you like to climb that hill?
Would you like to walk?
Would you like to run with me?"
"Thanks. I'd rather talk."

"Would you like to play with me?
You can fly my kite.
You can ride my bicycle."
"Oh, all right."

4. Read the text and answer the questions after it.

When the children don't study and have much free time, they like to watch TV, play with their pets or play different games.

Many children love cats. Cats are useful for us. The people in ancient (['eɪnʃənt] — стародавній, древній) Egypt (['iːdʒəpt] — Єгипет) and China (['tʃaɪnə] — Китай) even worshipped (['wɜːʃɪp] — поклонятися) their cats.

The cats are quiet and furry ([ˈfɜːri] — пухнастий), they like to play and they are very funny in a play. The cats also catch mice, sometimes they can catch birds.

Some people love dogs. They say that dogs are clever, loving and devoted ([dɪˈvəʊtəd] — відданий). And they also are very funny when they play. Dogs often help people.

1. What do the children like to do when they have much free time?
2. Who worshipped the cats?
3. Did the people in ancient China worship the dogs?
4. Why are the cats useful for people?
5. Why do people love dogs?

5*. Read the text in exercise 4 and write down the words or sentences that describe cats and dogs in two columns as it is given below.

Cats	Dogs
They can catch mice.	clever

6. Get ready to speak about your school life.

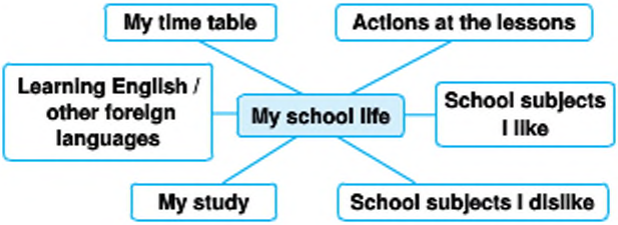

Lesson 71

1. Listen and read the dialogue. Act it out in pairs.

Jane: I like to learn foreign languages. German and French are my favourite school subjects.

Buggy: Can you speak those languages well?

Jane: You know, I can speak German rather well, but I started to learn French two years ago, that's why I don't speak it very well.

Buggy: I can speak French. Last year I visited France to practise my knowledge. You know, I am the Knowledge Bug.

Jane: I know that very well. Good, perhaps you can help me with my French, then.

2. Look at the orders Jane's mother left on the table for the weekend. The mark "*V*" means that Jane did something. The letter "*T*" means that she is going to do it today. Say what Jane did yesterday and must do today. There is a model to help you.

- *to do shopping and buy everything on the shopping list;* T
- *to water the flowers;* V
- *to do the lessons;* V
- *to clean the room;* T
- *to call aunt Stella and invite her to father's birthday party next week;* V
- *to feed the cat;* V
- *to wash up;* T
- *to cook supper;* T
- *to get ready for the music lesson.* T

Model: Jane watered the flowers yesterday.
She must clean the room today.

3. Work in pairs. Say what your favourite hobby is. What were your hobbies when you were a small boy/girl. There is a model to help you.

Model: A: What's your favourite hobby?
B: I like listening to music.
A: And what were your hobbies when you were a small boy (girl)?
B: When I was a small boy (girl) my hobby was collecting stamps.

4. a) You have words in the singular. Write them down into your exercise-books in one column, then give their plural forms in the second column.

A book, a child, a watch, an ox, a foot, a boot, a window, a tooth, a man, a country, a family, a boy, a woman, a goose, a pen, a mouse.

b) You have words in the plural. Write down their singular forms.

Flowers, cars, men, cats, oxen, teeth, ducks, mice, children, potatoes, feet, houses, women, toys, monkeys, countries.

5. Read the pupil's promise and learn it by heart.

I pledge to treasure (... school name)
As a place to learn and grow
By being honest and fair to all I know
To show respect and be kind to all I meet,
To be responsible and work hard each day of the week,
To strive to be the best I can be,
So all can succeed in our school family.

LESSON 72. (FINAL)

SUPPLEMENTARY READING

CHINESE FABLE: CHINESE ZODIAC

A long, long time ago, there was no calendar in China. Since people didn't have means to measure time, they didn't know when to grow crops and when to expect seasonal changes. It was such an inconvenience!

Jade Emperor, the almighty Chinese God, took note of the situation and wanted to help. He announced that he would set up a system that runs in a 12-year cycle. He called it the Chinese Zodiac. He offered to hold a contest on his birthday. The first twelve animals of his kingdom to arrive at the finish line would receive the honor of having a year named after it. All animals were very excited!

Rat was ambitious. It wanted to win the first prize. Yet, it had two problems. The first was about the timing. Because the race would start at the crack of dawn, Rat was afraid that it could not wake up on time. The second was about the route. As the finish line would be directly beyond a swift river, Rat needed to find a way to cross the current. Just when Rat was contemplating a solution, it bumped into its best friend, Cat. After a lengthy discussion, the two animals came up with a brilliant idea. They decided to solicit help from Ox. Rat and Cat figured that Ox — always being an early riser and a good swimmer — could wake them up before sunrise and carry them across the river. With their minds made up, Rat and Cat went to see Ox. Out of kindness, Ox agreed to help. Hence, the three animals formed an alliance. They promised to help each other, so they could share the first prize.

On the day of the race, Ox woke up Rat and Cat and put them on its back. Just when Ox was half way across the river, Rat had a second thought about the plan. It wondered, "Why should I share the glory with Cat? Look at it! It just lies on Ox's back sleeping! What a lazy animal Cat is! Come to think of it, what if Cat decides not to honor the agreement? It runs fast. Surely, it can get to the finish line before I do, once Ox reaches the bank." Eager to win, Rat decided to get rid of Cat. It quietly crept next to Cat and gave it a push. SPLASH! Cat fell into the river. Not knowing how to swim, Cat called out for help. To its horror, Rat pretended not to hear its pleas and urged Ox to keep on moving.

A SNOW-GOOD EXPERIENCE

By Beth Beutler

Derrick was excited. Kindergarten was cancelled this morning due to a snowstorm. He planned to go outside and build his very first "all by myself" snowman. He was now five years old and was strong enough to roll the sparkly clean snow into three balls the size of a bottom, middle, and head. His mother came outside with him, but he didn't want her help this time.

"I can do it myself, Mom," he called.

"Okay, sweetie," she said with a smile. He surely was growing up. Her breath made puffs of frost in front of her face as she proudly watched Derrick work. "Why don't I get you some clothes for the snowman?" she called.

"Okay, Mom," Derrick agreed.

Derrick's mom headed into the house. She gathered some buttons, a carrot, a scarf, mittens, and a hat. When she came back out, Derrick was lifting a large snowball onto an even bigger one.

Derrick's mom watched for a few minutes. She remembered that just last year Derrick wasn't quite strong enough to create the snowman himself. While she watched, he began to roll one more ball. This one was a little smaller. He carefully placed it on top of the other two.

"Okay, Mom. Let me have the stuff."

Derrick placed the buttons, scarf, and carrot on the snowman. He found some sticks to make arms. Then he attached the mittens. He stepped back to look at his new friend.

"Hey, Mom! What do you think?" he asked.

IRELAND

By Sharon Fablan

Ireland, a small island country in the Atlantic Ocean near England, has gone through many changes. Ever since the Ice Age, both the land and the people of Ireland have faced changes. During the Ice Age glaciers changed the land itself, wearing down the mountains and carving bays into the coastline. The Irish people have changed over time too. When we think of early Irish people, we usually think of the Celts. The Celts came to Ireland around 500 BC. They were Iron Age people who worshipped nature and lived in small kingdoms. Their Celtic language was the basis for the modern Irish language, also called Gaelic.

One of Ireland's early heroes was St. Patrick. At first, he came to Ireland as a slave, but he escaped and became a Christian priest. Later he returned to Ireland to help the Irish people. St. Patrick started monasteries where Irish people and others could get a classical education. Influenced by St. Patrick, most of the Celtic people became Christian.

In the 17th century, Ireland was taken over by England.

Ireland is a country full of amazing culture and heritage. This island country in the north Atlantic is known for its free-spirited and friendly natives, its beautiful green landscapes and its art and music. Ireland's history spans thousands of years, but many of Ireland's great traditions from the past are present today.

One of Ireland's earliest traditions is the art of storytelling. Thousands of years ago, Irish storytellers told great tales of heroes, fairies, and the gods. In fact, the oldest epic poem of Europe is an Irish story. About 4,00 AD, when writing was introduced to Ireland, many of the stories were recorded and new ones were created.

Some Irish musicians put these stories to music. Ireland's musical tradition dates back as far as those early storytellers. The music of Ireland helped to shape much of Western music as it exists today. Traditional Irish music usually features strong and clear singing over upbeat and cheerful music. Irish musicians play a number of stringed instruments, many of which can be found in today's bluegrass and country music bands.

LISA THE LIZARD

By Kathleen Redman

Lisa the Lizard was sad. She was going to a party. The party was for St. Patrick's Day. Everyone was wearing green. Donna the Dog was wearing a green collar. Connie the Cat was wearing a green bow. Henry the Horse was wearing a green blanket. Cleo the Chicken was wearing a green hat. Lisa didn't have anything green. She was sad.

"Don't be silly," Donna said.

"Don't be silly," Connie said.

"Don't be silly," Henry said.

"Don't be silly," Cleo said.

"I'm not silly," Lisa said.

"I don't have anything green to wear."

"Yes, you do," Donna said.

"Yes, you do," Connie said.

"Yes, you do," Henry said.

"Yes, you do," Cleo said.

"No, I don't," Lisa said. "I don't have anything green to wear."

"You are silly," Donna said.

"Yes, you are silly," Connie said.

"You are wearing green," Henry said.

"You are wearing your skin," Cleo said. "Your skin is green!"

"You are right," Lisa said. "I am green!"

The friends all laughed. They walked to the party together.

It was a very good party. They all had fun. Lisa won a prize because she was wearing more green than anyone else!

THREE SIBLINGS AND A BIG SECRET

By Brenda B. Covert

Early Sunday morning, Madelyne sang out, "Mom, are you up? Happy Mother's Day!"

With a sigh, Madelyne's mother, Erica, climbed out of bed. Madelyne sang a Happy Mother's Day song to the tune of "Happy Birthday to You," which was followed by Alyssa's teenage voice telling Madelyne to tone it down.

"What are we having for breakfast?" was Carter's greeting in the kitchen. Erica noticed that no one had made breakfast for her.

"Cold cereal," Erica replied with a sigh. Why hadn't she at least bought some delicious pastries for breakfast? As much as the effort to give herself a special day would have bothered her, seeing that the kids weren't making any effort was worse. Furthermore, she didn't like cold cereal. She missed her husband, Scott, and felt resentful that he was off serving his country in the military instead of spending Mother's Day with her.

She and the children rushed around getting ready for church. Oddly, Madelyne was acting a lot happier than normal, practically giddy. It was highly irritating.

At the car Erica discovered a corsage box in her seat. "What's this?" Surprised, she opened the door and reached for the box. In it was a white orchid.

"Put it on! Put it on!" Madelyne exclaimed, dancing around.

Carter climbed into the back seat as if nothing unusual had happened. A little grin played on his face.

"Did you do this?" Erica asked. She pinned the flower to her shoulder and got in the car.

"I think an angel must have left it for you," Madelyne said with exaggerated care from the backseat.

Later that morning, they left church and headed down the sidewalk to the parking lot.

IT'S GOING TO BE A LONG SUMMER

By Phyllis Naegell

"What's wrong?" Mom asked Shelly as the young girl came into the kitchen and plopped down on a chair.

Shelly pouted and crossed her arms. "Today is the last day of school!"

"I know. Aren't you excited about having the whole summer off?" asked Mom.

Shelly burst into tears. "Not without Kristy!" she sobbed, putting her head in her hands.

"Oh," said Mom, shaking her head in sympathy as she walked over to the table and put her hands on Shelly's shoulders to console her. Slowly, Shelly composed herself.

"Kristy is my best friend, Mom. What I am going to do *all* summer without her?"

"It will be OK. After all, it's not the *whole* summer. She's just going to her grandparents until the end of July," said Mom.

Shelly got up from the table, walked over to the counter, and grabbed her lunch. "But it's such a long time," she said, pouting again.

"It will go by quickly. Is Kristy still coming over after school today?"

"I think so," said Shelly as she picked up her backpack and put her lunch inside the pack.

"Then I will see you both this afternoon," said Mom, ushering Shelly out the door as the bus drove up to the end of the driveway.

"Bye, Mom," said Shelly, hanging her head and walking slowly to the bus.

Shelly got on the bus and sat down next to Kristy. "Have you been crying, too?" asked Kristy.

APPLE HARVEST

By Sharon Fabian

At the grocery story, you can buy fresh Red Delicious, Gala, or Fuji apples to eat. You can buy Golden Delicious or Granny Smith apples to make a pie from scratch. You can buy a gallon of cider made from Winesap apples. You just pick out what you want and pay at the cash register.

If you had your own apple orchard, apples would be a busy, year-around job. Apple growers schedule tasks all year long in order to have a good harvest in the fall and to get the apples to your grocery store while they are still fresh. When you work in an apple orchard, you keep busy.

Early in the spring, you will be out in the orchard fertilizing the trees and planting new trees. Maybe you are just replacing a few old trees that no longer produce many apples, or maybe you are adding rows of trees to enlarge your orchard or to try a new variety of apples.

Soon the trees begin to show their pink and white blooms. Don't spend too much time admiring the flowers! You need to rent some bee hives to pollinate all of your trees.

You don't want your trees to grow lots of tiny apples. You want to grow nice big ones, so after the blooms fade you start checking your trees to see if the buds need to be thinned. Maybe you will thin them by hand, or maybe you will use chemicals to do the job.

HALLOWEEN IN OTHER COUNTRIES

By Beth Beutler

"Halloween" conjures up different reactions in people within America and around the world. America has made Halloween a fun, and commercial, holiday, unlike some other countries. There is an old Celtic belief that souls of those who have passed away revisit the earth on October 31, and many countries have more serious traditions to honor the dead. Some, like America, use the night to have some fun. Unfortunately, some folks use the night as a time to play tricks on others, and that could happen in any country.

In some countries, "Halloween" may not even occur on October 31. Celebrations with other names may occur November 1 or at other times of the fall or even summer. Here's a sampling of what other people do to celebrate "Halloween" or festivals that honor the dead.

Mexico: El Dia de los Muertos (Day of the Dead) — The holiday begins the night of October 31, continuing on November 1 with All Saints Day and November 2 with All Soul's Day. These may be considered by many Mexicans as the most important celebrations of the year. Mexicans use these days as an opportunity to decorate the graves of family and friends who have passed away. November 1 focuses on children who have died, and November 2, on adults. People often set up altars with food to welcome the souls for a visit.

Italy: On November 1 in Sicily, children anticipate that they will awaken on November 2 to sweets and toys left by their dead relatives. Does that feel creepy to you?

PUMPKIN FACTS AND FUN

By Phyllis Naegell

Pumpkins aren't just for jack-o'-lanterns. This member of the squash family that we normally eat as a vegetable is really the world's largest fruit. The current world record holder grew a pumpkin that weighed 1,337.6 pounds. Now that's a giant fruit! They are also quite colorful. Different varieties come in white, yellow, and orange. The bright orange ones we usually think of are the Connecticut field variety. I don't know about you, but I don't think a jack-o'-lantern would be quite the same if it was made from a white pumpkin.

When pumpkin seeds are planted in the ground, they grow into vines. Bright yellow-orange flowers bloom along the vine. Then, as the flowers wither, beneath them the little green pumpkin begins to grow. Pumpkins take quite awhile to

mature. From planting to harvest is about four months. By October, about eighty percent of the pumpkins grown in the United States are on hand. Just in time for Halloween.

Pumpkins are nutritious too. They are high in vitamin A, vitamin B, and potassium. They are low in calories, low in salt, and contain no cholesterol. They are used in many recipes. Breads, cookies, pies, and soup are made from pumpkins. The pilgrims hollowed out pumpkins, added milk, honey, and spices. It was then baked in hot ashes making the first pumpkin pie. They also used the flowers and leaves in salads. Yes, they are edible too.

CARS

A long time ago there were no cars. It was hard to go from place to place. People walked. People rode horses. People drove horses with wagons or buggies. Today, people still walk and use horses. But they also drive cars. Cars are faster. Cars are comfortable.

Do you know who invented cars?

Many people think a French man named Nicolas Cugnot did. He made the first car in 1769. The first car had only three wheels. It did not use gas. It used steam! Nicolas Cugnot was also the first man in a car crash. He drove his car into a brick wall! When he drove his car, he was only moving about as fast as you can walk.

SATELLITES

By Trista L. Pollard

Satellite bright, satellite bright,
Will you be the first satellite I see tonight?
Orbiting above our sky so high,
Sending signals to cell phones and televisions nearby....

The poem is right about satellites orbiting above our planet. However, unlike stars, we do not see these satellites in our sky at night. The moon is the earth's natural satellite. Satellites are objects that revolve around another object. Scientists have designed the many satellites that orbit our planet. Once in orbit, they need to move at an orbital velocity of five miles per second (8 kilometers per second) to stay in orbit. When a satellite slows down, it leaves its orbit and falls back to earth. The satellite burns up when it enters earth's atmosphere.

Each satellite has a radio transmitter to send signals and a receiver to pick up signals. This allows the satellite to send information back to earth. Scientists can also control the satellite from earth. They send signals to tell the satellite to turn on or off or to change position. There are five types of satellites. Research satellites are used to take measurements in outer space. These satellites send back information about magnetic fields and properties of other planets and other celestial objects we cannot see from earth. One famous research satellite is the Hubble Space Telescope.

THE LOCH NESS MONSTER

By Vickie Chao

On May 2,1933, a British newspaper, the Inverness Courier, printed a story that later created a worldwide sensation. The story was about an extraordinary experience of an ordinary couple in Scotland. According to the newspaper, Mr. and Mrs. Mackay, who were hotel owners, spotted a monster in Loch Ness on April 14. ("Loch" means "lake" in Scottish.) They reportedly saw "an enormous animal rolling and plunging on the surface." Right away, the sighting set off a media frenzy. All major British newspapers tried to get the inside story. The excitement was contagious. Soon, the foreign press picked up the story, too. Almost overnight, the Loch Ness monster, nicknamed Nessie, became an international star. It made Loch Ness a very popular vacation spot. As tourists flocked to Scotland, they had one goal in mind. They wanted to see Nessie. Many swore they did. But their so-called "evidence" turned out to be a hoax.

In the early morning of April 19, 1934, a surgeon by the name of Robert K. Wilson went on a hunting trip near Loch Ness. While he was driving, he noticed something moving in the water. He stopped his car to inspect. As he gazed toward the lake, he saw a slender neck of a serpent rising out of the water. By chance, he had a camera with him at the time.

So he quickly snapped a picture to document what he saw. This very photograph, published by the Daily Mail, became the image of Nessie. It was living proof that the Loch Ness monster was not a mere legend. It was real!

Now fast forward sixty years to March 12, 1994. An ailing old man named Christian Spurling made a startling confession on his deathbed. He admitted that the Surgeon's Photo was a fake.

GRAMMAR REFERENCE

Articles

A (before consonants — приголосні) and **an** (before vowel sounds — голосні) are indefenite articles.

A and **an** are the indefinite articles. They refer to something **not specifically known** to the person you are communicating with.

*Example: I saw **an** elephant this morning.*

We use the definite article **the** in front of a noun when we believe the **hearer/reader knows** exactly what we are referring to.

*Example: I saw **an** elephant this morning. **The** elephant was really big!*
*She's got two children: **a** girl and **a** boy. **The** girl's eight and **the** boy's fourteen.*

Singular and Plural Nouns

Singular *(однина)*	**Plural** *(множина)*
a cat	cat**s**
a **toy**	toy**s**
a fami**ly**	famil**ies**
a table	table**s**
a potato (картоплина)	potato**es**
a tomato (помідор)	tomato**es**
but: a photo	photo**s**
a piano	piano**s**
shelf	shel**ves**
knife (ніж)	kni**ves**
life	li**ves**
but: roof	roo**fs**
safe (сейф)	saf**es**
chief (шеф)	chief**s**
a man	**men**
a woman	**women**
a child	children
an ox (бик)	ox**en**
a goose (гуска)	**geese**
a foot (нога)	**feet**
a tooth (зуб)	**teeth**
a mouse (миша)	**mice**
a louse (блоха)	**lice**
a fish (риба)	**fish**
a deer (олень)	**deer**
a sheep (вівця)	**sheep**

Past Simple: Regular Verbs

Affirmative	Negative
I walk**ed** You walk**ed** He walk**ed** She walk**ed** It walk**ed** We walk**ed** You walk**ed** They walk**ed**	I **didn't** walk. You **didn't** walk, etc.
	Interrogative
	Did I walk? **Did** you walk?, etc.

Short answers

Did I/you/we, etc. **walk ... ?** < **Yes, I/you/we,** etc. **did.** / **No, I/you/we,** etc. **didn't.**

Form

- We form the affirmative of most regular verbs by adding **-ed** to the verb.
  *I return — I return**ed***
- Some verbs have irregular affirmative forms:
  *I go — I **went***

We use **the Past Simple** for:

- actions which happened or finished at a definite or stated time in the past.
  *We **left** the house at 7:30 p.m.*
- actions which happened repeatedly in the past but do not happen any more. In this case, we can use adverbs of frequency (always, often, usually, etc.).
  *He often **watched** football matches with his brother when he **was** a teenager (but he doesn't any more).*
- actions which happened immediately one after the other in the past.
  *First, he **opened** the window. Then, he **looked** down the street and **saw** a strange black car.*

Time Expressions we use with the Past Simple:

yesterday, last night/week/year/Monday, etc., **a month/two years/three years,** etc. **ago, in 1960,** etc.
*Princess Diana **died in 1997.***

Be going to

Affirmative	Negative
I'm going to work. **You're going to** work. **He's going to** work. **She's going to** work. **It's going to** work. **We're going to** work. **You're going to** work. **They're going to** work.	**I'm not going to** work. **You aren't going to** work. **He isn't going to** work, etc.
Interrogative	
Am I going to work? **Are you going to** work? **Is she going to** work?, etc.	

Use

We use **be going to** for:

- plans and intentions we have for the near future.
  I'm going to spend *next summer sailing around the world.*
- predictions based on what we can see (evidence) or know.
  They sky is very cloudy. ***It's going to rain*** *tonight.*

Time Expressions we use with *be going to*:

tomorrow, the day after tomorrow, next week/month/year, tonight, soon, in a week/month/year, etc.

Adverbs of Frequency

Always, usually, often, sometimes, seldom, never, ever, normally, frequently, occasionally, rarely are **adverbs of frequency.**

Position of the adverbs of frequency

Initial (at the beginning)	Middle (before the main verb, or after the link verb)	Final (at the end)
sometimes, usually, normally, often, frequently, occasionally	always, never, seldom, rarely, often, usually, sometimes, ever, normally, frequently, occasionally	sometimes, usually, normally, often, frequently, occasionally
Usually I get up early. *Sometimes* I think I'd like to live somewhere else.	I *never* eat Chinese food. I am *seldom* late for school. We *sometimes* go out for a meal.	I go to a café quite *often*. We eat out *occasionally*.

always	100%	→	*I always speak English at school.*
usually	↑	→	*I usually speak English at school.*
sometimes	↓	→	*I sometimes speak English at work.*
never	0%	→	*I never speak English at home.*

Types of Questions

My mother went to the USA last winter.

1. General (загальне запитання).
   Did my mother go to the USA last winter?
2. Special (спеціальне запитання).
   Whose mother went to the USA last winter?
   (Питання до підмета або слів, що стосуються підмета, не потребує допоміжних дієслів).
   Who went to the USA last winter?
   When did my mother go to the USA?
   Where did my mother go last winter?
   What did my mother do last winter?
3. Alternative (альтернативне запитання).
   Did my mother go to the USA or France last winter?
   Did my mother go to the USA last or this winter?
4. Disjunctive or tag question (розділове запитання).
   My mother went to the USA last winter, didn't she?

Introductory *It*

It	is was	cold sunny frosty windy hot	today. yesterday.	Сьогодні Вчора було	холодно. сонячно. морозно. вітряно. спекотно.

This/that/these/those

This (singular) and **these** (plural) is used with nouns to show objects or people in closer location to the speaker.

That (singular) and **those** (plural) is used with nouns to show objects or people in further location to the speaker.

Degrees of Comparison of the Adjectives

		Comparative	Superlative
one-syllable (односкладові)	big fast	bigger faster	the biggest the fastest
two-syllables (-e, -ow, -y, -er)	happy narrow simple clever	happier narrower simpler cleverer	the happiest the narrowest the simplest the cleverest
two and more syllables	famous difficult generous	more famous more difficult more generous	the most famous the most difficult the most generous

Irregular forms

good — better — the best
bad — worse — the worst

The	—
Names of seas, oceans, channels, rivers, groups of islands The Atlantic Ocean, the Irish Sea, the English Channel, the Thames, the British Isles	Names of single islands, lakes, single mountains, streets, countries, continents *(but: the USA, the UK and others having the words "Union", "Kingdom", "United" in their name)* Ireland, (island) Great Britain, France, lake Ontario, Everest *(but the Urals, the Carpathians)*, Downing Street, Europe

IRREGULAR VERBS

Infinitive	Past Simple	Past Participle	Translation
be [biː]	was [wɔz], were [wɜː]	been [biːn]	бути
become [bɪkʌm]	became [bɪkeɪm]	become [bɪkʌm]	ставати
begin [bɪgɪn]	began [bɪgæn]	begun [bɪgʌn]	починати(ся)
blow [bloʊ]	blew [bluː]	blown [bloʊn]	дути
break [breɪk]	broke [broʊk]	broken [broʊkn]	(з)ламати
bring [brɪŋ]	brought [brɔːt]	brought [brɔːt]	приносити
build [bɪld]	built [bɪlt]	built [bɪlt]	будувати
buy [baɪ]	bought [bɔːt]	bought [bɔːt]	купувати
catch [kætʃ]	caught [kɔːt]	caught [kɔːt]	ловити, (с)піймати
choose [tʃuːz]	chose [tʃoʊz]	chosen [tʃoʊzn]	вибирати
come [kʌm]	came [keɪm]	come [kʌm]	приходити
cut [kʌt]	cut [kʌt]	cut [kʌt]	різати
do [duː]	did [dɪd]	done [dʌn]	робити
draw [drɔː]	drew [druː]	drawn [drɔːn]	тягти; малювати
drink [drɪŋk]	drank [dræŋk]	drunk [drʌŋk]	пити
drive [draɪv]	drove [droʊv]	driven [drɪvn]	гнати; їхати
eat [iːt]	ate [eɪt]	eaten [iːtn]	їсти
fall [fɔːl]	fell [fel]	fallen [fɔːln]	падати
feed [fiːd]	fed [fed]	fed [fed]	годувати
fight [faɪt]	fought [fɔːt]	fought [fɔːt]	битися, боротися
find [faɪnd]	found [faʊnd]	found [faʊnd]	знаходити
fly [flaɪ]	flew [fluː]	flown [floʊn]	літати
forget [fərˈget]	forgot [fərˈgɔt]	forgotten [fərˈgɔtn]	забувати
forgive [fərˈgɪv]	forgave [fərˈgeɪv]	forgiven [fərˈgɪvn]	вибачати, прощати
freeze [friːz]	froze [froʊz]	frozen [froʊzn]	замерзати
get [get]	got [gɔt]	got [gɔt]	одержувати
give [gɪv]	gave [geɪv]	given [gɪvn]	давати
go [goʊ]	went [went]	gone [gɔn]	іти, іти геть
have [hæv]	had [hæd]	had [hæd]	мати
hide [haɪd]	hid [hɪd]	hidden [hɪdn]	ховати(ся)
hear [hɪə]	heard [hɜːd]	heard [hɜːd]	чути
keep [kiːp]	kept [kept]	kept [kept]	тримати; зберігати
know [noʊ]	knew [njuː]	known [noʊn]	знати
lay [leɪ]	laid [leɪd]	laid [leɪd]	класти, покласти вчи-
learn [lɜːn]	learnt [lɜːnt] learned [lɜːnd]	learnt [lɜːnt] learned [lɜːnd]	ти (щось), вивчати
leave [liːv]	left [left]	left [left]	залишати
lend [lend]	lent [lent]	lent [lent]	позичати (комусь)
let [let]	let [let]	let [let]	пускати; дозволяти
lie [laɪ]	lay [leɪ]	lain [leɪn]	лежати

Infinitive	Past Simple	Past Participle	Translation
make [meɪk]	made [meɪd]	made [meɪd]	робити
mean [miːn]	meant [ment]	meant [ment]	означати
meet [miːt]	met [met]	met [met]	зустрічати
pay [peɪ]	paid [peɪd]	paid [peɪd]	платити
put [put]	put [put]	put [put]	класти, ставити
read [riːd]	read [red]	read [red]	читати
ride [raɪd]	rode [roud]	ridden [rɪdn]	їздити верхи
rise [raɪz]	rose [rouz]	risen [rɪzn]	вставати
run [rʌn]	ran [ræn]	run [rʌn]	бігти
say [seɪ]	said [sed]	said [sed]	говорити, сказати
see [siː]	saw [sɔː]	seen [siːn]	бачити
sell [sel]	sold [sould]	sold [sould]	продавати
send [send]	sent [sent]	sent [sent]	посилати
set [set]	set [set]	set [set]	ставити; установлювати
shine [ʃaɪn]	shone [ʃoun]	shone [ʃoun]	світити; сяяти
shoot [ʃuːt]	shot [ʃɔt]	shot [ʃɔt]	стріляти; влучити
show [ʃou]	showed [ʃoud]	shown [ʃoun]	показувати
sing [sɪŋ]	sang [sæŋ]	sung [sʌŋ]	співати
sink [sɪŋk]	sank [sæŋk]	sunk [sʌŋk]	спускати(ся); занурюватися
sit [sɪt]	sat [sæt]	sat [sæt]	сидіти
sleep [sliːp]	slept [slept]	slept [slept]	спати
speak [spiːk]	spoke [spouk]	spoken [spoukn]	говорити
spend [spend]	spent [spent]	spent [spent]	витрачати, проводити (час)
stand [stænd]	stood [stud]	stood [stud]	стояти; знаходитися
sweep [swiːp]	swept [swept]	swept [swept]	мести; мчати
swim [swɪm]	swam [swæm]	swum [swʌm]	плавати, пливти
take [teɪk]	took [tuk]	taken [teɪkn]	брати, взяти
teach [tiːtʃ]	taught [tɔt]	taught [tɔt]	учити, навчати
tell [tel]	told [tould]	told [tould]	розповідати; говорити
think [θɪŋk]	thought [θɔt]	thought [θɔt]	думати
throw [θrou]	threw [θruː]	thrown [θroun]	кидати
understand [ʌndəstænd]	understood [ʌndəstud]	understood [ʌndəstud]	розуміти, вважати
wake [weɪk]	woke [wouk] waked [weɪkt]	woken [woukn] waked [weɪkt]	прокидатися; будити
wear [weə]	wore [wɔː]	worn [wɔːn]	носити (одяг)
win [wɪn]	won [wʌn]	won [wʌn]	вигравати
write [raɪt]	wrote [rout]	written [rɪtn]	писати

ENGLISH-UKRAINIAN DICTIONARY

A

access ['ækses] доступ
add [ad] додавати
anorak ['anərak] тепла куртка з капюшоном
archery ['ɑ:tʃəri] стрільба з лука
armchair ['ɑ:mtʃeə(r)] м'яке крісло
arrival [ə'raɪv(ə)l] прихід, прибуття
Athens ['aθɪnz] Афіни
attic ['atɪk] горище
Austria ['ɒstrɪə] Австрія

B

baby ['beɪbi] немовля
bake [beɪk] пекти
ballet ['baleɪ] балет
ballroom ['bɔ:lru:m] бальний
behaviour [bɪ'heɪvjə] поведінка
Berlin [bə:'lɪn] Берлін
billion ['bɪljən] мільярд
bonfire ['bɒnfaɪə] вогнище
bookcase ['bukkeɪs] книжкова шафа
borrow ['bɒrəʊ] позичати
brave [breɪv] хоробрий
Budapest [bu:də'pɛst] Будапешт
buds [bʌdz] бруньки
Bulgaria [bʌl'gɛ:rɪə] Болгарія

C

candle ['kand(ə)l] свічка
carol ['kar(ə)l] колядка
carpet ['kɑ:pɪt] килим
celebrate ['sɛlɪbreɪt] святкувати
Celts [sɛlts] кельти
central heating ['sɛntr(ə)l 'hi:tɪŋ] центральне опалення
chair [tʃɛ:] крісло
champion ['tʃampɪən] чемпіон
championship ['tʃampɪənʃɪp] чемпіонат
chandelier [ʃændə'lɪr] люстра
chimney ['tʃɪmni] димар
Christmas ['krɪsməs] Різдво
cloudy ['klaʊdi] хмарний, хмарно
coach [kəʊtʃ] автобус, що прямує маршрутами на великі відстані
cold [kəʊld] холодно
comfortable ['kʌmf(ə)təb(ə)l] зручний
competition [kɒmpɪ'tɪʃ(ə)n] змагання
contest ['kɒntɛst] змагання (як правило між двома спортсменами чи двома командами)
contestant [kən'tɛst(ə)nt] суперник на спортивних змаганнях
cook [kuk] готувати страви
cookies ['kʊkiz] тістечка
cycling ['saɪklɪŋ] велоспорт
customs ['kʌstəmz] митниця

D

date [deɪt] дата
decisive [dɪ'saɪsɪv] рішучий
decorate ['dɛkəreɪt] прикрашати
defeat [dɪ'fi:t] перемагати, побороти
departure [dɪ'pɑ:rtʃər] від'їзд
discount ['dɪskaʊnt] знижка
distance ['dɪstəns] відстань, дистанція
divide [dɪ'vaɪd] ділити
door [dɔ:]

E

Earth [ə:θ] Земля (планета)
Easter ['i:stə] Пасха
effort ['efərt] зусилля

electricity [ˌɪlɛkˈtrɪsɪtɪ] електроенергія
e-mail [ˈiːmeɪl] електронна пошта
emblem [ˈɛmbləm] емблема
England [ˈɪŋglənd] Англія
establish [ɪˈstablɪʃ] засновувати
estate agent [ɛˈsteɪt ˌeɪdʒ(ə)nt] агент з продажу нерухомості
evil spirit [ˈiːv(ə)l ˈspɪrɪt] злий дух
exchange [ɪksˈtʃeɪndʒ] обмінюватися
exist [ɪgˈzɪst] існувати

F

fact [fækt] факт
far [fɑːr] далекий
fare [fɛː] плата за проїзд
fence [fɛns] паркан
fencing [ˈfɛnsɪŋ] фехтування
folk [fəʊk] народний
foggy [ˈfɒgɪ] туманний, туманно
France [frɑːns] Франція
frosty [ˈfrɒstɪ] морозно

G

garage [ˈgarɑː(d)ʒ] гараж
gas [gas] газ
gate [geɪt]
generally [ˈdʒɛn(ə)rəlɪ] загалом
generous [ˈdʒɛn(ə)rəs] щедрий
Germany [ˈdʒəːməni] Німеччина
ghost [gəʊst] привид
Great Britain [greɪt ˈbrɪt(ə)n] Великобританія
Greece [griːs] Греція
greedy [ˈgriːdi] жадібний
guess [gɛs] здогадуватися
gutter [ˈgʌtə] ринва
gymnastics [dʒɪmˈnastɪks] гімнастика

H

habit [ˈhabɪt] звичка
Hallowen [haləʊˈiːn] Хеловін, переддень 1 листопада
harvest [ˈhɑːvɪst] врожай
hate [heɪt] ненавидіти
hold (held, held) [həʊld] проводити (змагання)
honest [ˈɒnɪst] чесний
hospitable [hɒˈspɪtəb(ə)l] гостинний
huge [hjuːdʒ] величезний
human [ˈhjuːmən] людина
Hungary [ˈhʌŋgəri] Угорщина

I

intelligent [ɪnˈtɛlɪdʒ(ə)nt] розумний
Ireland [ˈʌɪələnd] Ірландія
Italy [ˈɪtəli] Італія

K

kiss [kɪs] поцілунок

L

lamp [læmp] лампа
lazy [ˈleɪzi] ледачий
lightning [ˈlʌɪtnɪŋ] блискавка
London [ˈlʌndən] Лондон

M

Madrid [məˈdrɪd] Мадрид
mailbox [ˈmeɪlbɒks] поштова скринька
melt [mɛlt] танути
memorize [ˈmeməraɪz] запам'ятовувати, вчити напам'ять
merriment [ˈmɛrɪm(ə)nt] розваги, веселощі
message [ˈmesɪdʒ] повідомлення
modern conveniences [ˈmɒd(ə)n kənˈviːnɪəns] сучасні (комунальні) зручності
Moscow [ˈmɒskəʊ] Москва
multiply [ˈmʌltɪplʌɪ] множити

N

nasty ['nɑ:stɪ] похмуро
national ['naʃ(ə)n(ə)l] національний
nursery ['nə:s(ə)rɪ] дитяча кімната

O

occasion [ə'keɪʒ(ə)n] подія
occasionally [ə'keɪʒ(ə)n(ə)li] час від часу

P

Paris ['parɪs] Париж
patient ['peɪʃ(ə)nt] терплячий
performance [pə'fɔ:m(ə)ns] виступ, виконання
petrol ['petrəl] бензин
pitch [pɪtʃ] футбольне поле
plant [plɑ:nt] рослина
Poland ['pəulənd] Польща
pudding ['pʊdɪŋ] пудинг
puddle ['pʌd(ə)l] калюжа
pumpkin ['pʌm(p)kɪn] гарбуз

R

refresh [rɪ'freʃ] освіжати(ся)
resist [rɪ'zɪst] опиратися, протистояти
revive [rɪ'vʌɪv] відроджувати(ся)
Rome [rəʊm] Рим
roof [ru:f] дах
route [ru:t] маршрут
Russia ['rʌʃə] Росія

S

saint [seɪnt] святий
scary ['skɛ:rɪ] страшний
Scotland ['skɒtlənd] Шотландія
screen [skri:n] екран
sign *n* [sʌɪn] знак
sign *v* [sʌɪn] підписувати
snowdrops ['snəʊdrɒps] підсніжники
sociable ['səʊʃəb(ə)l] товариський
Sofia ['səʊfɪə] Софія
spacious ['speɪʃəs] просторий
Spain [speɪn] Іспанія
spread [sprɛd] поширюватися
stocking ['stɒkɪŋ] шкарпетка
stubborn ['stʌbən] упертий
squeak [skwi:k] скрипіти
subtract [səb'trakt] віднімати

T

thaw [θɔ:] відлига
thunder ['θʌndə] гриміти (про грім)
toast [təʊst] тост
tournament ['tʊənəm(ə)nt] турнір

U

underworld ['ʌndəwə:ld] потойбічний світ

V

vacation [və'keɪʃ(ə)n] відпустка
Vienna [vɪ'ɛnə] Відень
voice [vɔɪs] голос

W

Wales [weɪlz] Вельс
wardrobe ['wɔ:rdrəʊb] шафа для одягу
Warsaw ['wɔ:sɔ:] Варшава
wet [wɛt] вологий, волого
window ['wɪndəʊ] вікно
window-sill ['wɪndəʊsɪl] підвіконня
windy ['wɪndɪ] вітряно
witch [wɪtʃ] відьма
whenever [wɛn'ɛvə] коли завгодно
wherever [wer'evər] де завгодно

UKRAINIAN-ENGLISH DICTIONARY

А

автобус, що прямує маршрутами на великі відстані coach
анекдот anecdote

Б

бажати wish
бажати, хотіти be eager
бензин petrol
благословенний blessed
блискавка lightning
боготворити worship
бронювати місця (замовляти заздалегідь) book seats
брунька bud
бути омитим be washed (by)
бути переповненим враженнями be full of impressions
бути подібним до be similar to
бути подібним на look like
бути помішаним на чомусь be crazy about something
бути розділеним be separated (by)
бути розташованим be situated

В

вазон flower-pot
величезний huge
веселитися have fun
вечірка party
взнавати, дізнаватися find out
від'їзд departure
відбуватися take place
віддавати перевагу prefer
відданий devoted
відеомагнітофон video-recorder
відлига thaw
відлякувати геть frighten away
віднімати subtract
відпустка vacation
відстань, дистанція distance
відьма witch
вітати congratulate
вітряно windy
вогнище bonfire
вологий, волого wet
ворота gates
врожай harvest
втомлений tired

Г

газ gas
гараж garage
гарбуз pumpkin
гірський mountainous
голос voice
готувати страви cook
гриміти (про грім) thunder

Д

далекий far
дата date
дах roof
де завгодно wherever
димар chimney
директор школи headmaster
дитяча кімната nursery
дихати breathe
ділити divide
ділитися (враженнями, думками) share
добре справлятися з do well
довідкове бюро information desk
додавати add
доступ access
друкувати type
дуже холодно freezing

Е

екран screen
електроенергія electricity
електронна пошта e-mail
емблема emblem

Ж

жартувати над play jokes and tricks on
жарт joke

З

засмагати (на сонці) get suntanned
залишати, покидати give up
замінити substitute
запалювати light (lit, lit)
запам'ятовувати memorize
запрошувати invite
звичка habit
здогадуватися guess
Земля (планета) Earth
злий evil
знання knowledge
зручний comfortable
зручний диван cosy sofa
зусилля effort

І

Ірландія Ireland
існувати exist

К

кар'єра career
квартира apartment
кельти Celts
килим carpet
книжкова шафа bookcase
коли завгодно whenever
колядка carol
конюшина shamrock
королева Queen
крісло chair
купатися bathe

Л

лампа lamp
лити, як із відра pour cats and dogs
людина, людський human
люстра chandelier

М

магнітофон tape-recorder
мале місто town
малювати draw
маршрут route
«мильна опера» (на зразок мексиканських серіалів) soap opera
м'яке крісло armchair

О

обіцянка resolution
обмінюватися exchange
огорожа fence

П

паспорт passport
Пасха Easter
пекти bake
поверх storey
повідомлення message
подарунок present
подія occasion
позаду behind
позичати borrow
показувати show (showed, shown)
посилати send (sent, sent)
потойбічний світ underworld
похмуро nasty
поцілунок kiss
поштова скринька mailbox
приватний котедж private cottage
привид ghost
привітальна листівка greeting card
прикрашати decorate

приносити bring (brought, brought)
припадати на fall on
прихід, прибуття arrival
програвати lose (lost, lost)
промова speech
протічна вода running water
пудинг pudding
пухнастий furry

Р

редагувати edit
ринва, стічна труба gutter
Різдво Christmas
робити все можливе do one's best
розваги, веселощі merriment
розуміючий understanding
рослина plant

С

сад, город garden
святий saint
святкувати celebrate
свято holiday
село village
сильний духом strong in spirit
скрипіти squeak
скрипка violin
слава grace
слідкувати follow
служити Богу serve the Lord
смачний tasty
солома straw
спалювати burn (burnt, burnt)
співати sing (sang, sung)
ставати червоним та коричневим turn red and brown
створювати create
стеля ceiling
страва dish
стрибати на скакалці skip
сусід neighbour

Т

табло розкладу (руху поїздів, автобусів, літаків тощо) timetable board
телевізійна програма programme
телевізор TV-set
тепла куртка з капюшоном anorak
теплий, зігрівати warm
технологія technology
тістечка cookies
тост toast
традиційний traditional
туманний, туманно foggy
турботливий caring

Ф

факт fact
фарширований індик stuffed turkey

Х

хатня робота housework
хмарний, хмарно cloudy
Хелоуін, переддень 1 листопада Halloween
хмарочос skyscraper
холодно cold

Ц

царство kingdom
цукерки sweets
центральне опалення central heating
цифровий digital

Ч

час від часу occasionally
чекати з нетерпінням look forward to

Ш

шафа для одягу wardrobe
шкарпетка stocking
шматок piece

Навчальне видання

МОРСЬКА Лілія Іванівна
КУЧМА Марія Олександрівна

АНГЛІЙСЬКА МОВА
(3-й рік навчання)

Підручник для 7 класу загальноосвітніх навчальних закладів

Головний редактор *Богдан Будний*
Редактор *Ольга Радчук*
Художник *Євгеній Рудюк*
Обкладинка *Євгенії Рудюк*
Комп'ютерна верстка *Зоряни Сидор*
Художній редактор *Ростислав Крамар*
Технічний редактор *Оксана Чучук*

Підписано до друку 14.01.2015. Формат 70х100/16. Папір офсетний.
Гарнітура Arial. Друк офсетний. Умовн. друк арк. 19,44. Умовн. фарбо-відб. 77,76.

Видавництво «Навчальна книга – Богдан»
Свідоцтво про внесення суб'єкта видавничої справи до Державного реєстру видавців, виготівників і розповсюджувачів видавничої продукції
ДК № 4221 від 07.12.2011 р.

Навчальна книга – Богдан, просп. С. Бандери, 34а, м. Тернопіль, 46002
Навчальна книга – Богдан, а/с 529, м. Тернопіль, 46008
тел./факс (0352)52-06-07; 52-19-66; 52-06-48
office@bohdan-books.com www.bohdan-books.com